SERIES 56

0.5" Diameter, 200mA,
.355" Behind Panel



FEATURES

- Requires Minimum Distance Behind the Panel
- Adjustable Stop Types Provide Prototypes Immediately
- Industrial Quality, Economically Priced
- RoHS Compliant

DIMENSIONS in inches (and millimeters)

PC Mount Style

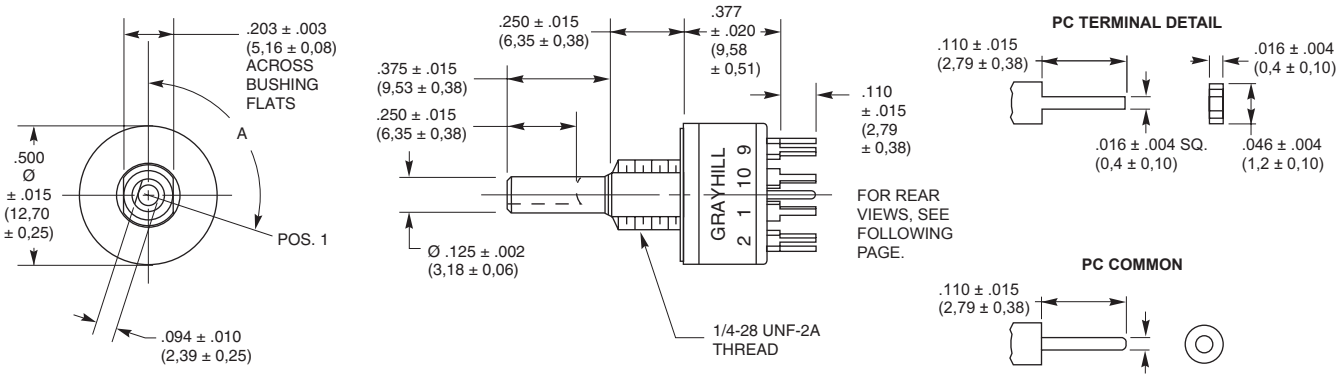

ANGLE OF THROW	ANGLE A
30°	105°
36°	108°

Grayhill part number and date code marked on label.
Customer part number marked on request.

Solder Lug Style

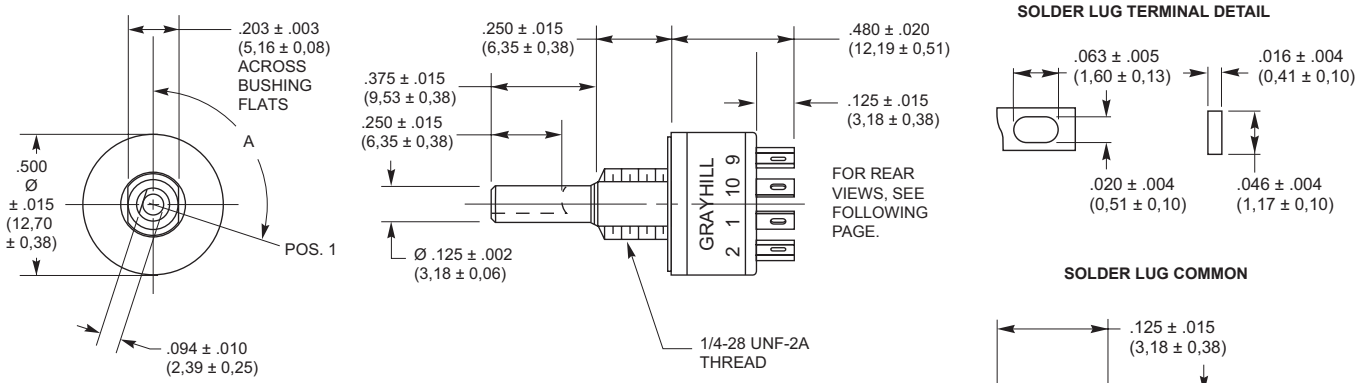

ANGLE OF THROW	ANGLE A
30°	**105°**
36°	**108°**

Grayhill part number and date code marked on label.
Customer part number marked on request.

CIRCUIT DIAGRAMS AND REAR VIEWS: PC Mountable AND Solder Lug Terminals

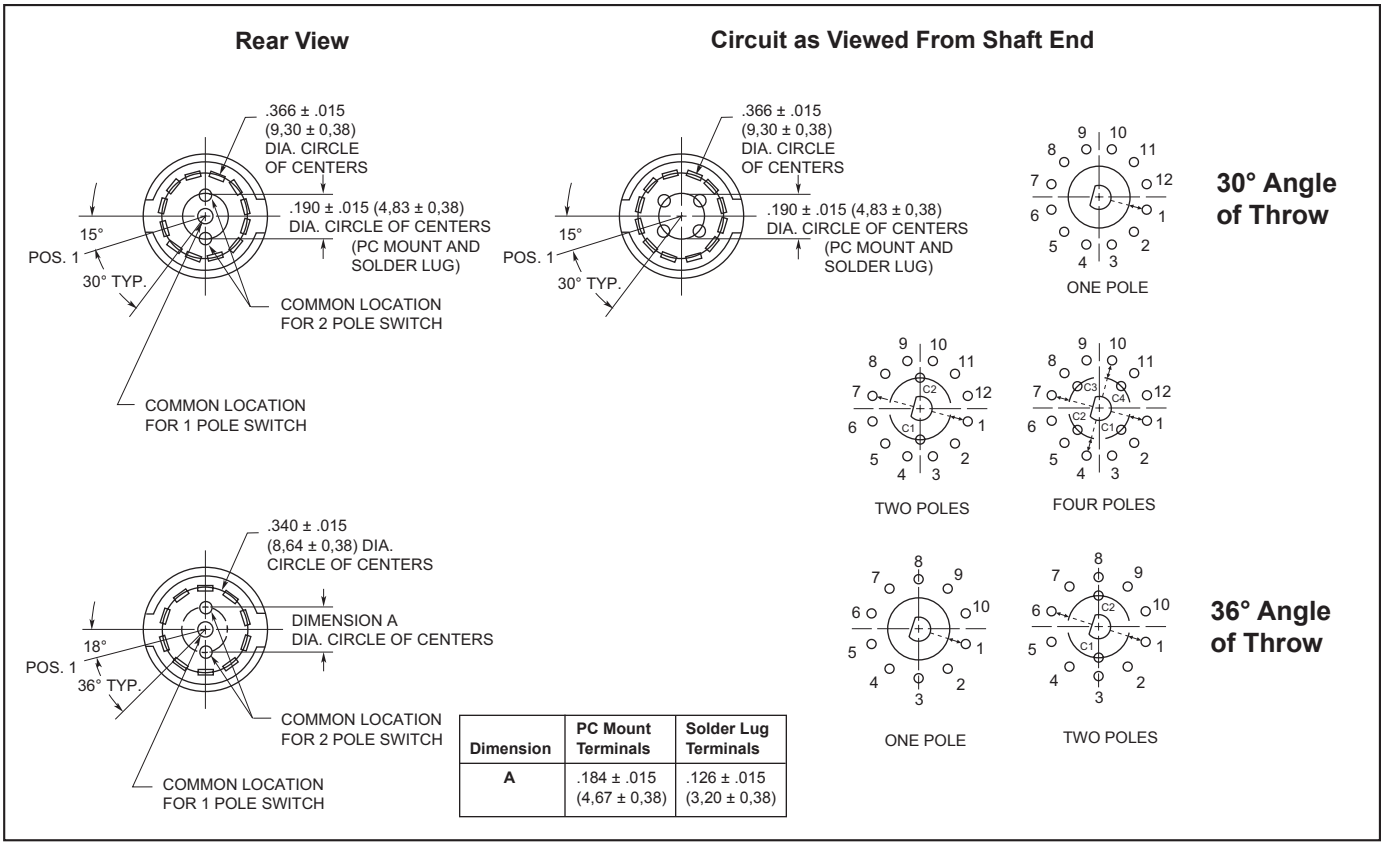

Dimension	PC Mount Terminals	Solder Lug Terminals
A	.184 ± .015 (4,67 ± 0,38)	.126 ± .015 (3,20 ± 0,38)

SPECIFICATIONS

Electrical Ratings

Chart shown for non-shorting (break before make) contacts, resistive load.

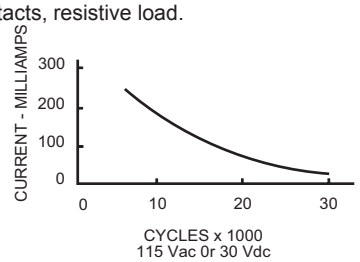

One cycle is 360° rotation clockwise and 360° return. The data for the curve was measured at sea level, 25°C and 68% relative humidity with the life limiting criteria which follows.

Contact Resistance: 100 milliohms maximum, (15 milliohms initially).

Insulation Resistance: 10,000 Mohms minimum between mutually insulated parts (50,000 Mohms initially).

Voltage Breakdown: 600 Vac minimum between mutually insulated parts at standard atmospheric pressure.

Life Expectancy: As determined from the load-life curve for the current to be switched. Contact GRAYHILL for more information if any of the following is true: the life limiting criteria are more critical than those listed; longer operation is required; a larger make and break current is required; the operating environment includes elevated temperatures or reduced pressures.

Contact Carry Rating: Switch will carry 6 amperes continuously with a maximum contact temperature rise of 20°C.

Additional Characteristics

Contact Type and Forces: Shorting or non-shorting wiping contacts with over 25 grams of contact force.

Shaft Flat Orientation: Flat opposite contacting position of pole number one (see circuit diagrams).

Terminals: Switches have the full circle of terminals, regardless of number of active positions.

Stop Strength: 7.5 lb-in. minimum

Rotational Torque: 3.5 to 9 oz-in. (21-53 mN-m), depending on the number of poles.

Bushing Mounting: Required for switches with stops, and recommended for switches without stops.

Meets MIL-S-3786 for:
High and medium shock; Vibration (10 to 2,000 Hz); Thermal shock (-65° to 85 ° C); Salt spray; Explosion; Stop strength (7.5 in-lbs. minimum (.85 N-m); Terminal strength; Sealed styles withstand water pressure of 15 PSI minimum (103 KPa) without leakage.

Materials and Finishes

Housing: Zinc die cast, tin zinc plated
Mounting Nut: Brass, tin zinc plated
Lockwasher: Spring steel, zinc plated
Panel Seal: Silicone rubber
Shaft and Stop Arm: Zinc die cast or stainless steel
Retaining Ring: 302 Stainless steel, passivated
Shaft Seal: Silicone rubber
Stop Pins: 303 Stainless steel, passivated
Detent Rotor: Molded thermoplastic
Detent Spring: Tinned music wire
Detent Balls: Steel, nickel-plated
Contact Spring: Stainless steel, passivated
Rotor Contact: Brass, silver over nickel plate
Common Ring: Brass, gold over silver over nickel plate
Terminals: Brass, gold over silver over nickel plate
Switch Base: Molded thermoset plastic
Mounting Hardware: One mounting nut .089" thick by .375" across flats and one internal tooth lockwasher are supplied with the switch.

SHAFT AND PANEL SEAL: Style S

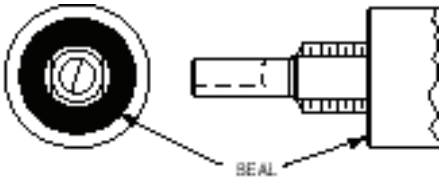

Panel is sealed by a flat rubber seal washer at the base of bushing. Shaft is sealed by an O-ring inside the bushing. After the switch is mounted, seals do not alter the dimensions of the unsealed style.

Shaft and Panel Seal

SCREWDRIVER SLOTTED SHAFT: Option

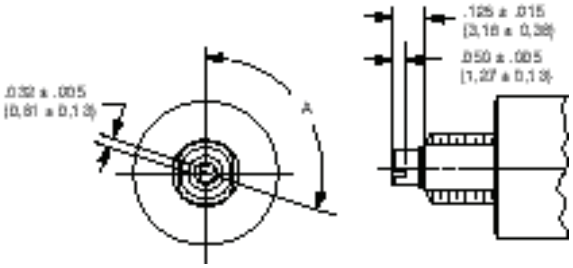

Series 56 rotary switches are available with a screwdriver slotted shaft with dimensions as shown. Available in the styles, angles of throw and pole/positions combinations shown in the choice and limitations chart.

Screwdriver Slotted Shaft

ADJUSTABLE STOP SWITCHES

Two stop pins and an adhesive backed sticker or seal washer are provided. Sticker is temporarily removed to locate stop pins as desired to limit the shaft rotation. All dimensions are identical to the fixed stop switch counterpart.

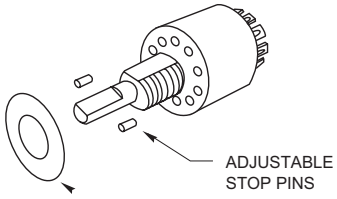

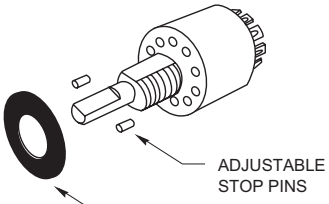



Adjustable Stop

SUGGESTED ADJUSTABLE STOP SUBSTITUTION GUIDE

Fixed Stop Style	Adjustable Stop Style Equivalent	Fixed Stop Style	Adjustable Stop Style Equivalent
56A	56D	56B	56BD
56S	56SD	56BS	56BSD
56P	56DP	56BP	56BDP
56SP	56SDP	56BSP	56BSDP

ACCESSORY: Non-Turn Washer

In Inches (and millimeters)

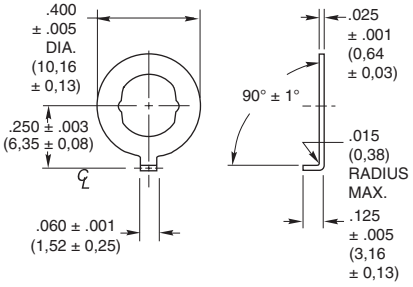

Part No. 50J1066

Cut round hole for the bushing and for the non-turn tab. Washer fits the double D bushing flats. Washer is sold only when accompanied by an order for a like number of switches. Washer is 302 stainless steel.

CHOICES AND LIMITATIONS: Series 56

A = Standard, 1/8" Shaft
B = Screwdriver Slot Shaft
D = Adjustable Stop (Adj. Stop)
P = PC Mount Terminals
S = Shaft/Panel Seal (S/P Seal)

Style Designation	FEATURES: Solder Lug Terminals	PC Mount Terminals	Shaft/Panel Seal	Adjustable Stops[1]	Screwdriver Slotted Shaft Equivalent	Angle Of Throw	Number Of Poles	Number Of Positions Per Pole	Shorting Or Non-Shorting Contacts
A	X				B	30°	1 2 4	02 thru 12 02 thru 06 02 or 03	N or S N or S N or S
S	X		X		BS				
P		X			BP				
SP		X	X		BSPD				
X			X	BD					
SD	X		X	X	BSD	36°	1 2	02 thru 10 02 thru 05	N or S N or S
DP		X		X	BDP				
SDP		X	X	X	BSDP				

[1] Adjustable stop versions allow selection of 2 positions to the maximum number of positions per pole.

STANDARD OPTIONS

Available from your local Grayhill Distributor
For prices and discounts, contact a local Sales Office, an authorized local Distributor, or Grayhill. Not available thru Distributors when Intermixing of shorting and non-shorting contacts. Contact Grayhill.

ORDERING INFORMATION

56A36S–01–1–10N–F

Series
Style: Letters from Choices Chart
Angle of Throw: 30 or 36°

Stop Arrangement: The suffix C or F must be added to a one pole per deck switch with the maximum number of positions to indicate continuous rotation (C) or fixed stops (F) between position 1 and the last position.
Type of Contacts: N = Non-shorting, S = Shorting
Positions Per Pole: 02 as a minimum to the maximum allowable for the angle of throw and number of poles per the Choices Chart. Use the letters AJ in this location if adjustable stop switch is to be ordered.
Poles per Deck: Limited by angle of throw. See chart
Number of Decks: 01 only
Shafts: S= stainless steel, Blank= zinc die cast

О компании

ООО "ТрейдЭлектроникс" - это оперативные поставки широкого спектра электронных компонентов отечественного и импортного производства напрямую от производителей и с крупнейших мировых складов. Реализуемая нашей компанией продукция насчитывает более полумиллиона наименований.

Благодаря этому наша компания предлагает к поставке практически не ограниченный ассортимент компонентов как оптовыми, мелкооптовыми партиями, так и в розницу.

Наличие собственной эффективной системы логистики обеспечивает надежную поставку продукции по конкурентным ценам в точно указанные сроки.

Срок поставки со стоков в **Европе и Америке – от 3 до 14 дней.**

Срок поставки из **Азии – от 10 дней.**

Благодаря развитой сети поставщиков, помогаем в поиске и приобретении экзотичных или снятых с производства компонентов.

Предоставляем спец цены на элементы для создания инженерных сэмплов.

Упорный труд, качественный результат дают нам право быть уверенными в себе и надежными для наших клиентов.

Наша компания это:

- Гарантия качества поставляемой продукции
- Широкий ассортимент
- Минимальные сроки поставок
- Техническая поддержка
- Подбор комплектации
- Индивидуальный подход
- Гибкое ценообразование

Наша организация особенно сильна в поставках модулей, микросхем, пассивных компонентов, ксайленсах (XC), EPF, EPM и силовой электроники.

Большой выбор предлагаемой продукции, различные виды оплаты и доставки, позволят Вам сэкономить время и получить максимум выгоды от сотрудничества с нами!

Trade Electronics.ru

гарантия бесперебойности производства и качества выпускаемой продукции

Перечень производителей, продукцию которых мы поставляем на российский рынок

AMD
ANALOG DEVICES
BOURNS
Coilcraft
élantec Semiconductor, Inc.
HARRIS
Infineon
JRC
MICREL
MOTOROLA
nichicon
PHILIPS
ROHM
SGS-THOMSON
Sipex
TAIYO YUDEN
TOKO
ZILOG
Winbond
Allegro
ATMEL
BURR - BROWN
EXAR
HITACHI
intel
Lattice
muRata
OKI
QUALCOMM
SAMSUNG
SHARP
SONY
TDK
TOSHIBA
KYOCERA
ALTERA
AVX
CITILYST
CYPRESS
FAIRCHILD SEMICONDUCTOR
HOLTEK
International IOR Rectifier
LINEAR TECHNOLOGY
MITSUBISHI
National Semiconductor
ON Semiconductor
REALTEK
SANYO
SHINDENGEN
SGS
TECCOR
TUNDRA
XILINX
Amphenol
Bay Linear
CIRRUS LOGIC
DALLAS
FUJITSU
IDT
intersil
MAXIM
molex
NEC
Panasonic
RENESAS
SII
SIEMENS
ST
Texas Instruments
VISHAY
ZETEX SEMICONDUCTORS

Trade Electronics.ru

гарантия бесперебойности производства и качества выпускаемой продукции

С удовольствием будем прорабатывать для Вас поставки всех необходимых компонентов по текущим запросам для скорейшего выявления групп элементов, по которым сотрудничество именно с нашей компанией будет для Вас максимально выгодным!

С уважением,

Менеджер отдела продаж ООО

«Трейд Электроникс»

Шишлаков Евгений

8 (495)668-30-28 доб 169

manager28@tradeelectronics.ru

http://www.tradeelectronics.ru/