

# ASSMANN

Electronic Components



# ASSMANN



USB Cables



USB Firewire Connectors  
and Adapters for PCB Mount



Cable Assemblies



Cat 5e & Cat 6 Patch-  
and Raw Cables



Modular Jacks and Plugs



Tools and Cable Testers



KVM Connection Cables



Computer-/ Data Cables  
and Adapters



Audio-/ Video Cables  
and Adapters



Power Cords



SCSI Cables and Terminators



Fiber Optic Cables,  
Adapters and Tools

# CABLE CATALOG

Third Edition

***Who are we?***

ASSMANN Electronics is a worldwide manufacturer of cable assemblies, connectors and heatsinks with over 30 years experience in quality manufacturing. Our head office is in Luedenscheid, Germany, and we have sales offices in Europe, Asia, and the United States.

***What can we do for you?***

We at ASSMANN pride ourselves on quality products, competitive pricing and on-time delivery. Through our distribution partners and a technically trained sales staff, we can assist you in all aspects of product design and production. ASSMANN is a UL certified manufacturer for cable assemblies and can provide FCC approved products.

***Product Design Support /  
Custom Prototypes ...***

Apart from our full line of standard cable assemblies, ASSMANN offers custom cable assemblies for new or current projects. We can provide drawings for custom prototypes within 3 days and samples in less than 10 days.

***Inventory Management &  
Control ...***

ASSMANN will stock additional inventory to meet your needs and support production cycles.

***Offshore Manufacturing***

We control the quality at our manufacturing facilities in Europe and Far East. All products are subject to continual quality control; ASSMANN Electronics is ISO 9002 certified and only works with certified contract manufacturers. Allow our volume purchasing of materials to pass on savings to you - the customer!

***Reliability & Dependability***

ASSMANN Electronics has been focused on connectivity products for over 30 years. We continue to grow and have become one of the largest companies of our type in Europe.

***The ASSMANN Advantage ...***

Depending on the complexity of your requirements and time constraints, ASSMANN sales representatives can provide a comprehensive quotation via e-mail or fax. Simply provide us with your specifications, drawings, or a sample and we will take care of the rest. Should you require additional design assistance we will be happy to help you.

**Call us toll free 1-877-ASSMANN (277-6266)  
or e-mail us at [sales@usa-assmann.com](mailto:sales@usa-assmann.com)**

# Table of Contents

Products	Page
USB 1.1 Cables .....	4/5
USB 2.0 Cables .....	6
USB 1.1 and 2.0 Cables and Adapters .....	7
Firewire Cables and Adapters .....	8
USB 1.1 PCI Add-On Cards and Adapters .....	9
USB 1.1 Adapters .....	10
USB, for PCB mounting, A + B version .....	11
USB, version A + B , angled, SMT .....	12
USB, version A + B , top entry .....	13
USB, version B, Top-entry, SMT .....	14
USB, version A, Side-Entry, ultra flat .....	15
USB, version A, 2-Port.....	16
USB, version A, 3-Port.....	17
USB, version A, Side-Entry, ultra flat, vertical .....	18
USB, version B-Mini, 5-poles.....	19
USB, version B-Mini, 5-poles, SMD .....	20
USB A + B, Assembly-Type .....	21
IEEE 1394, for PCB mounting, vertical and horizontal version .....	22
IEEE 1394, for PCB mounting, SMD version.....	23
IEEE 1394, for PCB mounting, 180°-version, Top-Entry.....	24
Cable assemblies.....	25
CAT 5e Patch Cables .....	26
CAT 5e Patch & Crossover Cables .....	27
CAT 5e / CAT 6 Patch & Crossover Cables.....	28
CAT 6 and CAT 7 Patch & Crossover Cables.....	29
CAT 5e, CAT 6 Raw Cables .....	30
CAT 7 Raw Cables .....	31
Modular Jacks, 90°, for PCB mounting.....	32
Modular Jacks, 90°, for PCB mounting, low profile .....	33
Modular Jacks, 90°, for PCB mounting, shielded.....	34/35
Modular Jacks, 90°, SMD-version with Board-Locks .....	36
Modular Jacks, 90°, SMD-version.....	37
Modular Jacks, 90°, SMD-version, side by side stackable.....	38
Modular Jacks, 180°, top entry .....	39
Modular Jacks, 180°, top entry, shielded .....	40
Modular Jacks, 180°, for PCB mounting, SMD.....	41
Modular Jacks - Overview.....	42/43
Modular Plugs.....	44
Modular communication cable, D-Form .....	45
Cable Assemblies .....	46
Modular Connectors and Adapters.....	47/48
LSA+Terminal Block Pressing Tool, Crimping Tools .....	49
Network and Cable Testers .....	50
Digitus and DVI - KVM Switch Overview.....	51
KVM Switch Overview .....	52/53
Standard and IEEE 1284 Printer Cables.....	54
IEEE 1284 Printer Cables and Connection Cables .....	55
Serial Connection and Extension Cables.....	56/57
Connection Cables, Serial, Parallel, Joystick .....	58

Products	Page
Premium VGA Connection Cables .....	59
VGA, XGA Connection Cables .....	60
DVI Connection Cables .....	61
High Quality Cables.....	62/63
PS/2 and DIN Keyboard Cables .....	64
Keyboard Cables, Slot Adapters and Apple Cables .....	65
High Quality Video and Scart Cables .....	66
High Quality Scart Cables and Adapters.....	67
High Quality Audio and Digital Audio Cables.....	68
TV and Satellite Cables .....	69
Satellite Cables and Adapters .....	70
External Audio Cables .....	71
External Audio and MIDI Cables .....	72
Video and Scart Cables, Adapters .....	73
Digital Audio Cables and Audio Adapters.....	74
Internal Audio Cables .....	75
Power Cords.....	76-88
Internal Power Supply Cables .....	89
Interface Adapters and Gender Changers.....	90
Interface, Digital Audio and DVI Adapters .....	91
Serial ATA and SCSI 3 UW Round Cables, Internal, SCSI Cable Tester.....	92
Floppy and ATA Ribbon Cables .....	93
Flat cables AWG 28, 1.27 mm pitch • UL-Style: 2651.....	94
Flat cables AWG 28, 1.27 mm pitch .....	95
Flat cable assemblies .....	96
SCSI 3 and 2 Round Cables, External .....	97
SCSI Round Cables, External .....	98
Hoods for D-Sub-connectors, snap-in lock.....	99
SCSI 1.27mm, for PCB mounting, straight, UNC2-56 .....	100
SCSI 1.27mm, with IDC technique, UNC 2-56 .....	101
DVI connectors, 90° angled, Female for PCB-mounting .....	102
Filtered D-Sub-connectors .....	103
LVD Terminators .....	104
SCSI Terminators, Internal and External.....	105
SCSI Terminators, SCA Adapters.....	106
SCA and SCSI Adapters .....	107
SCSI Adapter, External and on Slot Bracket .....	108
CISCO Router Cables .....	109
Assembled Fiber Optic Patch Cables, to 1Gbit.....	110/111
Assembled Fiber Optic Patch Cables, to 1 and 10Gbit.....	112
Fiber Optic Pigtails, to 1 and 10Gbit.....	113
Fiber Optic Indoor and Outdoor Cables .....	114
Fiber Optic Breakout Adapter Cables .....	115
Fiber Optic Cable System with Feeding Assistance .....	116
Fiber Optic Cable System, 19" Splice Boxes.....	117
Fiber Optic Connectors, Couplings and Adapters .....	118
Fiber Optic Tools .....	119

### High Quality USB Connection Cable

USB A, male ⇔ USB B, male

2 x AWG 24, 2 x AWG 28, double cable shielding.

Cable transparent.

Molded hoods, metallic shielding.

USB 2.0 compatible.



AK 672-1HQC	1,0 m
AK 672HQC	2,0 m
AK 672-5HQC	5,0 m

### USB Cable, A to B

USB A, male ⇔ USB B, male

Double shielded.

Cable UL2725, 2 x AWG24, 2 x AWG28.

USB 2.0 compatible.



AK 672-1	1,0 m
AK 672	2,0 m
AK 672-3	3,0 m
AK 672-5	5,0 m


### USB Extension Cable

USB A, male ⇔ USB A, female

Double shielded.

Cable UL2725, 2 x AWG24, 2 x AWG28.

USB 2.0 compatible.



AK 669-18	1,8 m
AK 669-30	3,0 m
AK 669-50	5,0 m

### USB Cable, Transparent Design

USB A, male ⇔ USB B, male

2 m long, double shielded.

Cable UL2725, 2 x AWG24, 2 x AWG28.

USB 2.0 compatible.



AK 672MB	iMac Blue
AK 672MG	iMac Purple
AK 672ML	iMac Green
AK 672MS	iMac Red
AK 672MT	iMac Orange

# USB 1.1 Cables


## USB Cable, B to B

USB B, male ↔ USB B, male

Double shielded.

Cable UL2725, 2 x AWG24, 2 x AWG28.

USB 2.0 compatible.



<b>AK 673-1</b>	1,0 m
<b>AK 673</b>	2,0 m
<b>AK 673-3</b>	3,0 m
<b>AK 673-5</b>	5,0 m

## USB Mini Cable

USB A, male ↔ USB B-Mini (4-pin), male

Double shielded.

Cable UL2725, 2 x AWG 24, 2 x AWG 28.

USB 1.1 and 2.0 compatible.



<b>AK 670M-1</b>	1,0 m
<b>AK 670M</b>	2,0 m
<b>AK 670M-3</b>	3,0 m
<b>AK 670M-5</b>	5,0 m

## USB Mini Cable

USB A, male ↔ USB B-Mini (5-pin), male

Double shielded.

Cable UL2725, 2 x AWG 24, 2 x AWG 28.

USB 1.1 and 2.0 compatible.



<b>AK 672M-1</b>	1,0 m
<b>AK 672M-2</b>	2,0 m
<b>AK 672M-3</b>	3,0 m
<b>AK 672M-5</b>	5,0 m

## USB Adapter

Various types, straight or angled version, molded.



<b>A-USB-1</b>	USB A Female ↔ USB B Female, straight
<b>A-USB-2</b>	USB A Female ↔ USB B Male, straight
<b>A-USB-3</b>	USB A Male ↔ USB B Female, straight
<b>A-USB-4</b>	USB A Female ↔ USB A Female, angled
<b>A-USB-6</b>	USB B Male ↔ USB B Male, angled

### USB Cable, A to B

USB A, male ⇔ USB B, male

Double shielded.

Cable UL2725, 2 x AWG24, 2 x AWG28.

USB 2.0 compatible.



<b>AK 672-1</b>	1,0 m
<b>AK 672</b>	2,0 m
<b>AK 672-3</b>	3,0 m
<b>AK 672-5</b>	5,0 m

### USB Cable, A to A

USB A, male ⇔ USB A, male

Double shielded.

Cable UL2725, 2 x AWG24, 2 x AWG28.

USB 2.0 compatible.



<b>AK 670-1</b>	1,0 m
<b>AK 670</b>	2,0 m
<b>AK 670-3</b>	3,0 m
<b>AK 670-5</b>	5,0 m

### USB Extension Cable

USB A, male ⇔ USB A, female

Double shielded.

Cable UL2725, 2 x AWG24, 2 x AWG28.

USB 2.0 compatible.



<b>AK 669-18</b>	1,8 m
<b>AK 669-30</b>	3,0 m
<b>AK 669-50</b>	5,0 m

### USB Cable, Transparent Design

USB A, male ⇔ USB B, male

2 m long, double shielded.

Cable UL2725, 2 x AWG24, 2 x AWG28.

USB 2.0 compatible.



<b>AK 672MB</b>	iMac blau
<b>AK 672MG</b>	iMac lila
<b>AK 672ML</b>	iMac grün
<b>AK 672MS</b>	iMac rot
<b>AK 672MT</b>	iMac orange


### USB Extension Cable iMac

USB A, male ⇔ USB A, female

Double shielded.

Cable UL2725, 2 x AWG24, 2 x AWG28.

USB 2.0 compatible.



<b>AK 669-30MB</b>	iMac blau
--------------------	-----------

### USB Cable, B to B

USB B, male ⇔ USB B, male

Double shielded.

Cable UL2725, 2 x AWG24, 2 x AWG28.

USB 2.0 compatible.



<b>AK 673-1</b>	1,0 m
<b>AK 673</b>	2,0 m
<b>AK 673-3</b>	3,0 m
<b>AK 673-5</b>	5,0 m

# USB 1.1 and 2.0 Cables and Adapters

## USB Mini Cable

USB A, male ⇔ USB B-Mini (4-pin), male

Double shielded.

Cable UL2725, 2 x AWG 24, 2 x AWG 28.

USB 1.1 and 2.0 compatible.

AK 670M-1	1,0 m
AK 670M	2,0 m
AK 670M-3	3,0 m
AK 670M-5	5,0 m



## USB Mini Cable

USB A, male ⇔ USB B-Mini (5-pin), male

Double shielded.

Cable UL2725, 2 x AWG 24, 2 x AWG 28.

USB 1.1 and 2.0 compatible.

AK 672M-1	1,0 m
AK 672M-2	2,0 m
AK 672M-3	3,0 m
AK 672M-5	5,0 m



## USB Mainboard Adapter on Slot Bracket

**AK 674** = 2 x USB-A female ⇔ 2 x 5-pin socket conn., 2.54 mm

**AK 674-2/4** = 2 x USB-A female ⇔ 2 x 4 pin socket conn., 2.54 mm

**AK 674-8** = 2 x USB-A female ⇔ 1 x 8-pin socket conn., 2.54 mm

**AK 674-2/10** = 2 x USB-A female ⇔ 1 x 8-pin socket conn., 2.54 mm

USB 2.0 compatible. Cable 4/5-wire, AWG 28. Double shielded, cable length 0.25m.

AK 674	0,25 m
AK 674-2/4	0,25 m
AK 674-8	0,25 m
AK 674-2/10	0,25 m



## USB 2.0 Cable, A to B

USB A, male ⇔ USB B, male

Double shielded.

Cable UL2725, 2 x AWG24, 2 x AWG28.

USB 2.0 compatible and certified.

AK 672/2	2,0 m
AK 672/2-3	3,0 m
AK 672/2-5	5,0 m



## USB 2.0 Cable, A to A

USB A, male ⇔ USB A, male

Double shielded.

Cable UL2725, 2 x AWG24, 2 x AWG28.

USB 2.0 compatible and certified.

AK 700/2	2,0 m
AK 700/3	3,0 m
AK 700/5	5,0 m



## USB Adapter

Various types, straight or angled version, molded.

A-USB-1	USB A Female ⇔ USB B Female
A-USB-2	USB A Female ⇔ USB B Male
A-USB-3	USB A Male ⇔ USB B Female
A-USB-4	USB A Female ⇔ USB A Female
A-USB-6	USB B Male ⇔ USB B Male





### IEEE 1394 Cable

Cable for connection of IEEE 1394 compatible devices, e.g. video cameras, external CD/DVD drives, etc.  
The maximum data transfer rate is 400 Mbps.  
1394, male ⇔ 1394, male

**AK-1394-10** = 6PIN ⇔ 6PIN  
**AK-1394-18** = 6PIN ⇔ 6PIN  
**AK-1394-30** = 6PIN ⇔ 6PIN  
**AK-1394-50** = 6PIN ⇔ 6PIN



<b>AK-1394-10</b>	1,0m
<b>AK-1394-18</b>	1,8m
<b>AK-1394-30</b>	3,0m
<b>AK-1394-50</b>	5,0m



### IEEE 1394 Cable 6/4

Cable for connection of IEEE 1394 compatible devices, e.g. video cameras, external CD/DVD drives, etc.  
The maximum data transfer rate is 400 Mbps.  
1394, male ⇔ 1394, male

**AK-1394-104** = 6PIN ⇔ 4PIN  
**AK-1394-184** = 6PIN ⇔ 4PIN  
**AK-1394-304** = 6PIN ⇔ 4PIN  
**AK-1394-504** = 6PIN ⇔ 4PIN



<b>AK-1394-104</b>	1,0m
<b>AK-1394-184</b>	1,8m
<b>AK-1394-304</b>	3,0m
<b>AK-1394-504</b>	5,0m



### IEEE 1394 Cable 4/4

Cable for connection of IEEE 1394 compatible devices, e.g. video cameras, external CD/DVD drives, etc.  
The maximum data transfer rate is 400 Mbps.  
1394, male ⇔ 1394, male

**AK-1394-1044** = 4PIN ⇔ 4PIN  
**AK-1394-1844** = 4PIN ⇔ 4PIN  
**AK-1394-3044** = 4PIN ⇔ 4PIN  
**AK-1394-5044** = 4PIN ⇔ 4PIN



<b>AK-1394-1044</b>	1,0m
<b>AK-1394-1844</b>	1,8m
<b>AK-1394-3044</b>	3,0m
<b>AK-1394-5044</b>	5,0m



### IEEE 1394 Adapter

AB-1394-1: 6-pin female ⇔ 4-pin male  
AB-1394-7: 6-pin female ⇔ 4-pin female



<b>AB-1394-1</b>	IEEE 1394 Adapter
<b>AB-1394-7</b>	IEEE 1394 Adapter



### IEEE 1394 Adapter

AB-1394-4: 4-pin male ⇔ 4-pin male  
AB-1394-5: 4-pin female ⇔ 4-pin female



<b>AB-1394-4</b>	IEEE 1394 Adapter
<b>AB-1394-5</b>	IEEE 1394 Adapter



### IEEE 1394 Adapter

AB-1394-6: 6-pin male ⇔ 6-pin male  
AB-1394-2: 6-pin female ⇔ 6-pin female  
AB-1394-3: 6-pin female ⇔ 6-pin female, crossover.



<b>AB-1394-6</b>	IEEE 1394 Adapter
<b>AB-1394-2</b>	IEEE 1394 Adapter
<b>AB-1394-3</b>	IEEE 1394 Adapter



# USB 1.1 PCI Add-On Cards and Adapters

## USB 1.1 - Fast IrDA Adapter

- Compatible with USB specification revision 1.1.
- IrDA 1.1 and Fast IrDA compatible.
- Maximum data transfer rate 4 Mbps.
- USB Hot Plug and Play support.
- Software requirements: WIN 98 SE, WIN ME, WIN 2000, WIN XP.



DA-70121	Digitus USB - Fast IrDA Adapter
AB IRDA USB	USB - Fast IrDA Adapter

## USB 1.1 to Serial Adapter Cable

- USB 1.1 compatible.
- APM 1.2 compatible.
- Maximum data transfer rate 500Kbps.
- Supports hardware handshake.
- Remote wake up support.
- Connections: 1 x USB A male to DSUB 9 male, adapter DSUB 9 female to DSUB 25 male.
- Supports the following operating systems: Windows 98, Windows ME, Windows 2000 and MAC OS 8.6.



DA-70119	USB - Serial Adapter Cable
----------	----------------------------

## USB 1.1 Repeater Cable

- Extends the maximum USB cable length by 5.0 m.
- Maximum of 5 repeater cables allow connection of a total cable length of 25 m.
- Compatible with USB specification revision 1.1.
- USB A male - USB A female, cable length 5 m.
- Supports USB Low Speed (1.5 Mbps) and High Speed (12 Mbps).
- USB Hot Plug and Play support.
- Supports the following operating systems: Windows 98 SE / ME / 2000 and XP.



DA-70117	USB Repeater Cable
----------	--------------------



### USB 1.1 - PS/2 Adapter

- Compatible with USB specification revision 1.1.
- Supports PCs and SUN computers.
- 2 x MiniDIN 6-pin female for PS2 mouse and keyboard.
- Power supply for the connected USB devices via the port.
- USB Hot Plug and Play support.
- USB connector cable with USB A male.
- Software requirements: WIN 98.SE, WIN ME, WIN 2000, WIN XP.



DA-70118

USB - PS/2 Adapter

### USB Printer Cable



- Compatible with USB specification revision 1.1.
- USB A male ⇔ CENT 36-pin male.
- Supports EPP / ECP and bidirectional printing.
- Data transfer up to 1,216 Mbps in ECP mode.

A-USB-P

USB Printer Cable, ATEN

A-USB-PM1

USB Printer Cable, grey

### USB ⇔ SCSI 2 Adapter Cable

SCSI 2 adapter cable for connection of external SCSI 2 compatible devices (HDD, CD-ROM, DVD etc.) to the PC via USB. DSUB 50 HP plug for connection of the SCSI 2 devices.



- USB 1.1 compatible.
- Maximum data transfer rate 12 Mbps.
- SCSI 1 and 2 compatible.
- Connections: 1 x USB A male ⇔ HP 50 male
- Supports the following operating systems: Windows 98, Windows ME and Windows 2000, MAC OS 8.6.

A-USB SCSI

USB ⇔ SCSI Adapter Cable

### USB Gameport Adapter

The gameport adapter makes it possible to connect a standard joystick to the USB port. The joystick is connected to the adapter via a DSUB 15-pin socket, the adapter is then connected to the USB A socket of the PC.



- Compatible with USB specification revision 1.1.
- Power supply via USB bus, USB connector cable included.
- 1 x USB A male, 1 x DSUB 15-pin female

A-USB GAME

USB Gameport Adapter

# USB, for PCB mounting, A + B version



**Isolierkörper**  
PBT, UL94V-0

**Kontakte**  
Kupferlegierung

**Strombelastbarkeit**  
1A

**Durchschlagspannung**  
1000V AC ( 1min )

**Isolationswiderstand**  
>1000MΩ min.

**Kontaktwiderstand**  
< 15mΩ max

**Betriebstemperatur**  
-55°C bis +105°C

**Insulator**  
PBT, UL94V-0

**Contacts**  
Copper alloy

**Current rating**  
1A

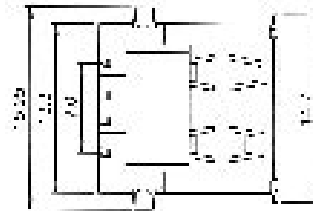

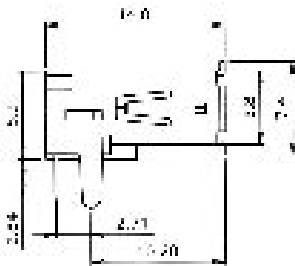
**Withstanding voltage**  
1000V AC ( 1min )

**Insulation resistance**  
>1000MΩ min.

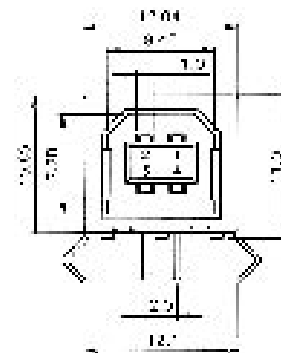
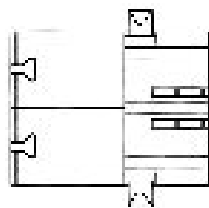
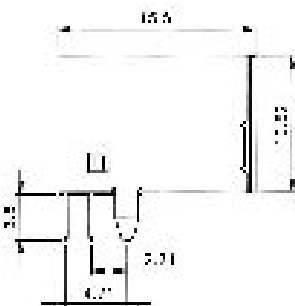
**Contact resistance**  
< 15mΩ max

**Operating temperature**  
-55°C to +105°C

A-Type



B-Type



Bestellcode : **A** - **USBS** - **x**  
Ordercode :


Bitte „x“ durch die unten geeignete Optionen ersetzen  
Please replace „x“ with appropriate options listed below

1.

1.

**Ausführung**  
A -Bauform A  
B -Bauform B

**Version**  
A -Type A  
B -Type B



**Isolierkörper**  
Nylon PA9T

**Insulator**  
Nylon PA9T

**Kontakte**  
Phosphorbronze, t=0.25mm

**Contacts**  
Phosphorbronze, t=0.25mm

**Gehäuse**  
Messing t=0.3mm  
Oberfläche: Vernickelt

**Shell**  
Brass t=0.3  
Finish: Nickel Plated

**Durchschlagsspannung**  
500V AC ( 1min )

**Withstanding voltage**  
500V AC ( 1min )

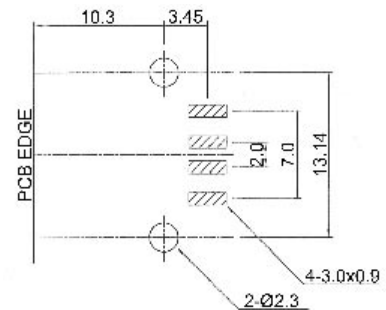
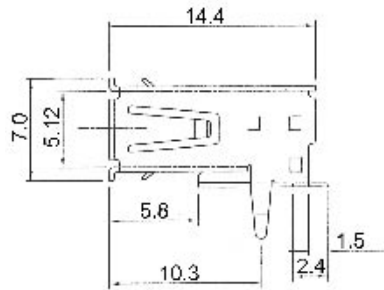
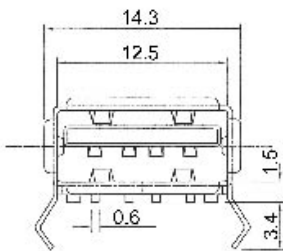
**Isolationswiderstand**  
1000MΩ min.

**Insulation resistance**  
1000MΩ min.

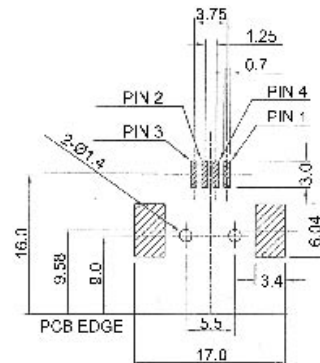
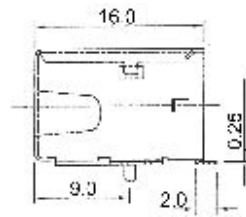
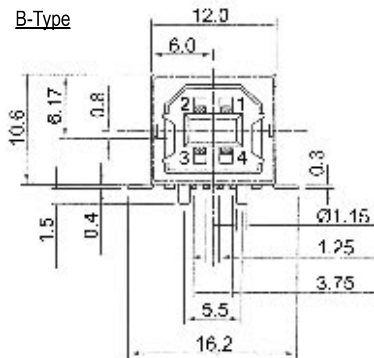
**Nennspannung und Strom**  
1.5A bei 250V AC minimum

**Rated voltage and current**  
1.5A at 250V AC minimum

### A-Type



### B-Type



Bestellcode : **A - USB - x / SMT**  
Ordercode :

Bitte „x“ durch die unten geeignete Optionen ersetzen  
Please replace „x“ with appropriate options listed below

1.

1.

#### Ausführung

A -Bauform A  
B -Bauform B

#### Version

A -Type A  
B -Type B

# USB, version A + B, top entry



**Isolierkörper**  
PBT

**Insulator**  
PBT

**Kontakte**  
Phosphorbronze, t=0.25mm

**Contacts**  
Phosphorbronze, t=0.25mm

**Gehäuse**  
Messing t=0.3mm  
Oberfläche: Vernickelt

**Shell**  
Brass t=0.3  
Finish: Nickel Plated

**Durchschlagspannung**  
500V AC ( 1min )

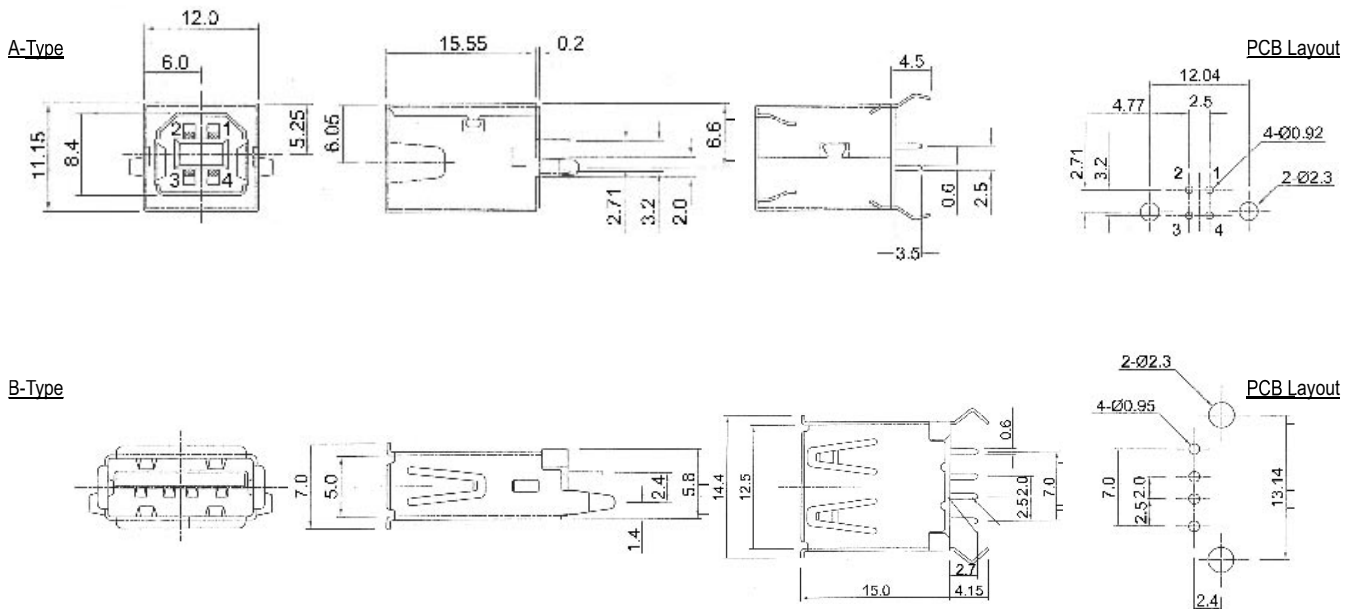
**Withstanding voltage**  
500V AC ( 1min )

**Isolationswiderstand**  
1000MΩ min.

**Insulation resistance**  
1000MΩ min.

**Nennspannung und Strom**  
1.5A bei 250V AC minimum

**Rated voltage and current**  
1.5A at 250V AC minimum



Bestellcode : **A** - **USB** - **x** - **TOP**  
Ordercode :

Bitte „x“ durch die unten geeignete Optionen ersetzen  
Please replace „x“ with appropriate options listed below

1.

1.

**Ausführung**  
A -Bauform A  
B -Bauform B

**Version**  
A -Type A  
B -Type B



**Isolierkörper**  
Nylon PA9T

**Insulator**  
Nylon PA9T

**Kontakte**  
Phosphorbronze, t=0.25mm

**Contacts**  
Phosphorbronze, t=0.25mm

**Gehäuse**  
Messing t=0.3mm  
Oberfläche: Vernickelt

**Shell**  
Brass t=0.3  
Finish: Nickel Plated

**Durchschlagsspannung**  
500V AC

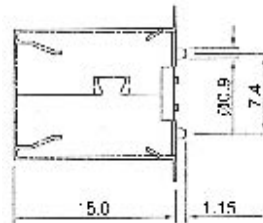
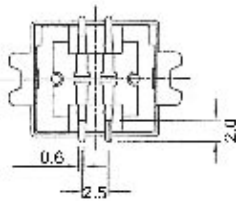
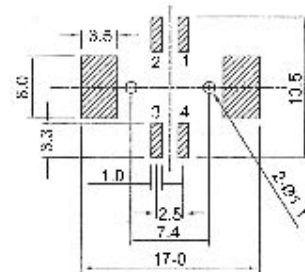
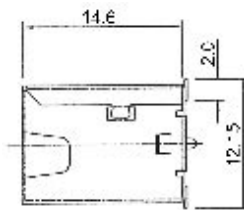
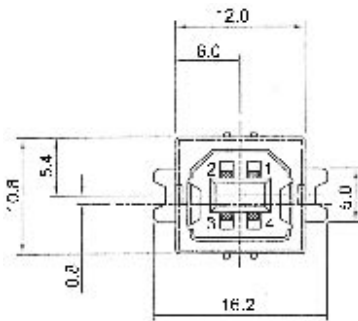
**Withstanding voltage**  
500V AC

**Isolationswiderstand**  
1000M $\Omega$  min.

**Insulation resistance**  
1000M $\Omega$  min.

**Nennspannung und Strom**  
1.5A bei 250V AC minimum

**Rated voltage and current**  
1.5A at 250V AC minimum



Bestellcode : **A - USB - B - SMT - TOP**  
Ordercode :

# USB, version A, Side-Entry, ultra flat



**SMT**



**DIP**

**Isolierkörper**  
Nylon PA9T

**Kontakte**  
Phosphorbronze, t=0.25mm

**Gehäuse**  
Messing t=0.3mm  
Oberfläche: Vernickelt

**Durchschlagspannung**  
500V AC ( 1min )

**Isolationswiderstand**  
1000MΩ min.

**Nennspannung und Strom**  
1.5A bei 250V AC minimum

**Insulator**  
Nylon PA9T

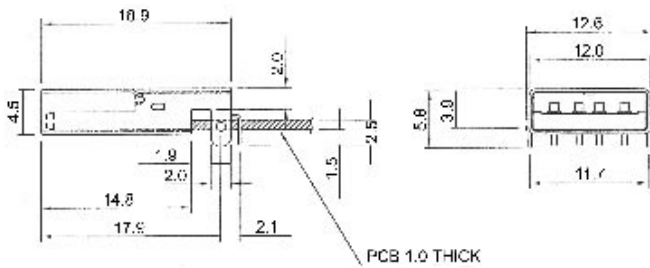
**Contacts**  
Phosphorbronze, t=0.25mm

**Shell**  
Brass t=0.3  
Finish: Nickel Plated

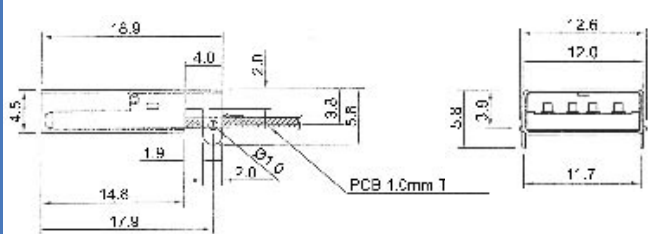
**Withstanding voltage**  
500V AC ( 1min )

**Insulation resistance**  
1000MΩ min.

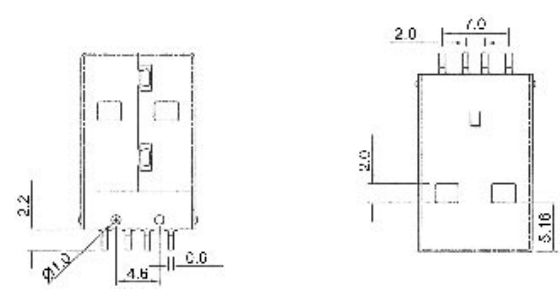
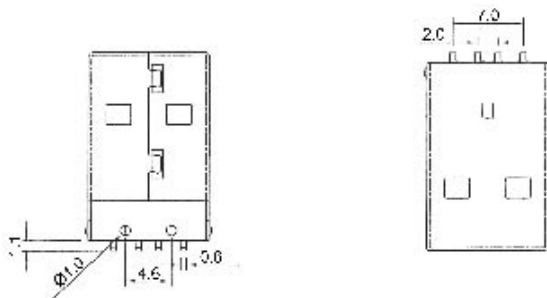
**Rated voltage and current**  
1.5A at 250V AC minimum



**DIP**



**SMT**



Bestellcode : **A - USB - A - x**  
Ordercode :

Bitte „x“ durch die unten geeignete Optionen ersetzen  
Please replace „x“ with appropriate options listed below

1.

1.

**Ausführung**  
LP -DIP  
LP/SMT -SMT

**Version**  
LP -DIP  
LP/SMT -SMT



**Isolierkörper**  
PBT

**Insulator**  
PBT

**Kontakte**  
Phosphorbronze, t=0.25mm

**Contacts**  
Phosphorbronze, t=0.25mm

**Gehäuse**  
Messing t=0.3mm  
Oberfläche: Vernickelt

**Shell**  
Brass t=0.3  
Finish: Nickel Plated

**Durchschlagspannung**  
500V AC ( 1min )

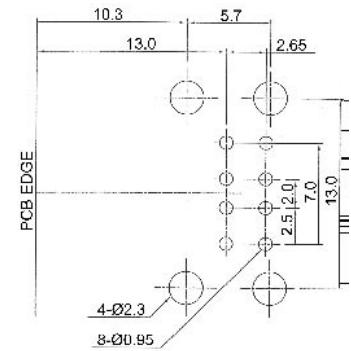
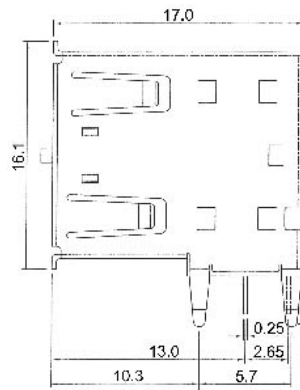
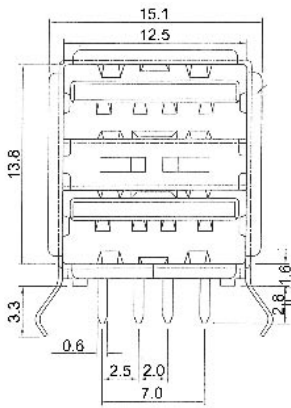
**Withstanding voltage**  
500V AC ( 1min )

**Isolationswiderstand**  
1000M $\Omega$  min.

**Insulation resistance**  
1000M $\Omega$  min.

**Nennspannung und Strom**  
1.5A bei 250V AC minimum

**Rated voltage and current**  
1.5A at 250V AC minimum



Bestellcode : **A - USB - A - 2P**  
Ordercode :



# USB, version A, 3-Port



**Isolierkörper**

PBT

**Insulator**

PBT

**Kontakte**

Phosphorbronze, t=0.25mm

**Contacts**

Phosphorbronze, t=0.25mm

**Gehäuse**

Messing t=0.3mm  
Oberfläche: Vernickelt

**Shell**

Brass t=0.3  
Finish: Nickel Plated

**Durchschlagspannung**

500V AC ( 1min )

**Withstanding voltage**

500V AC ( 1min )

**Isolationswiderstand**

1000MΩ min.

**Insulation resistance**

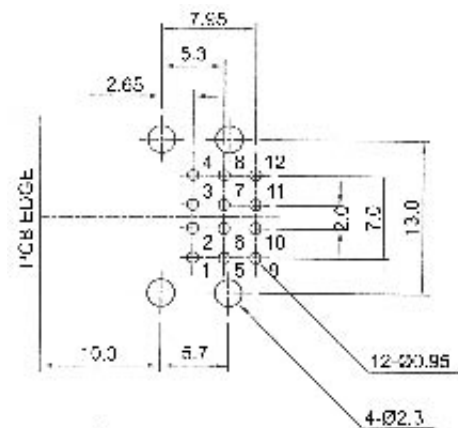
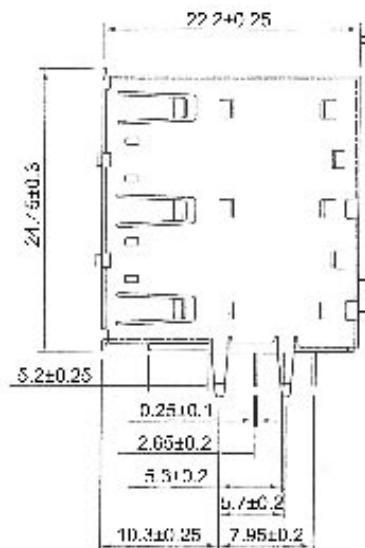
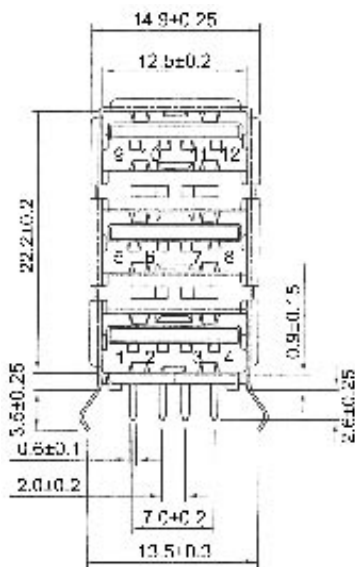
1000MΩ min.

**Nennspannung und Strom**

1.5A bei 250V AC minimum

**Rated voltage and current**

1.5A at 250V AC minimum



Bestellcode : **A - USB - A - 3P**  
 Ordercode :



**E/LP-Version**



**LP-Version**

**Isolierkörper**  
PBT

**Kontakte**  
Phosphorbronze, t=0.25mm

**Insulator**  
PBT

**Contacts**  
Phosphorbronze, t=0.25mm

**Gehäuse**  
Messing t=0.3mm  
Oberfläche: Vernickelt

**Shell**  
Brass t=0.3  
Finish: Nickel Plated

**Durchschlagspannung**  
500V AC ( 1min )

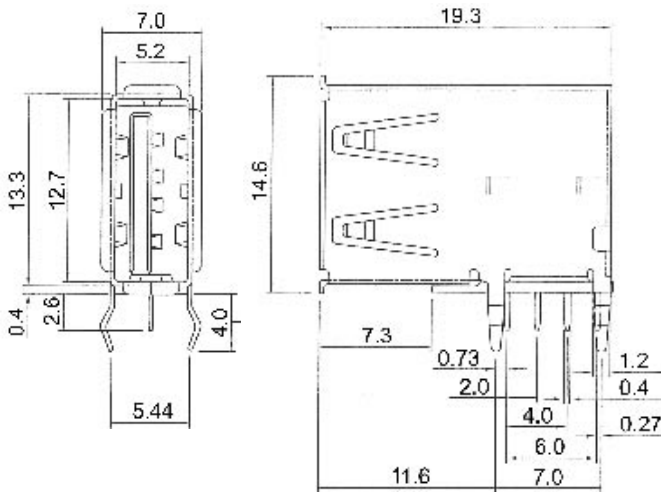
**Withstanding voltage**  
500V AC ( 1min )

**Isolationswiderstand**  
1000MΩ min.

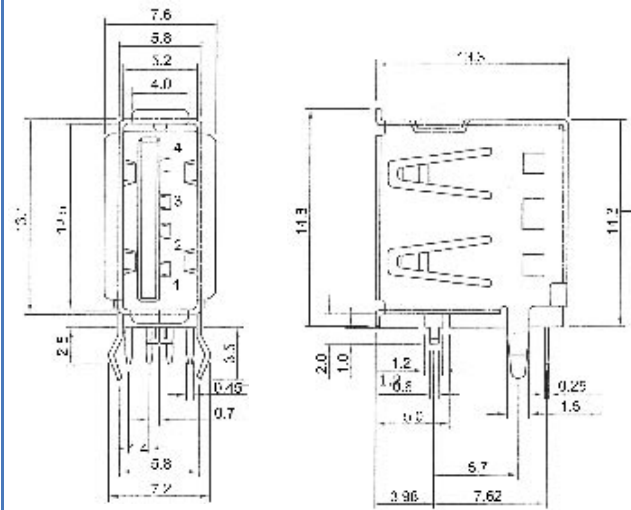
**Insulation resistance**  
1000MΩ min.

**Nennspannung und Strom**  
1.5A bei 250V AC minimum

**Rated voltage and current**  
1.5A at 250V AC minimum



**E**



**E/LP**

Bestellcode : **A** - **USB** - **A** - **x**  
 Ordercode :

Bitte „x“ durch die unten geeignete Optionen ersetzen  
 Please replace „x“ with appropriate options listed below


1.

1.

**Ausführung**  
 E -Vertikal, lange Bauform  
 E/LP -Vertikal, kurze Bauform

**Version**  
 E -vertical, long version  
 E/LP -vertical, short version

# USB, version B-Mini, 5-poles



**Isolierkörper**

Nylon PA9T

**Insulator**

Nylon PA9T

**Kontakte**

Phosphorbronze, t=0.25mm

**Contacts**

Phosphorbronze, t=0.25mm

**Gehäuse**

Messing t=0.3mm  
Oberfläche: Vernickelt

**Shell**

Brass t=0.3  
Finish: Nickel Plated

**Durchschlagspannung**

500V AC

**Withstanding voltage**

500V AC

**Isolationswiderstand**

1000MΩ min.

**Insulation resistance**

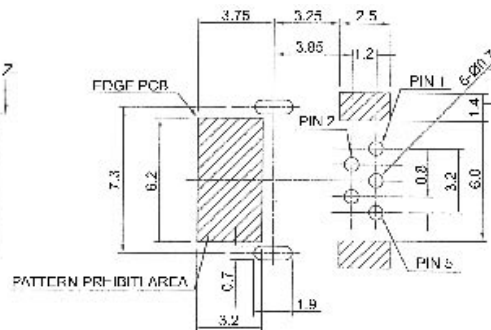

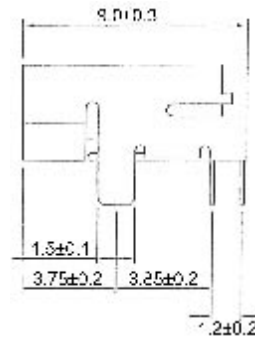
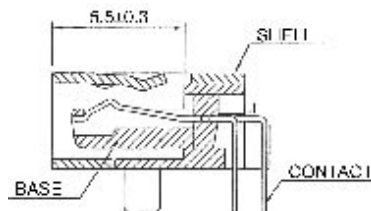
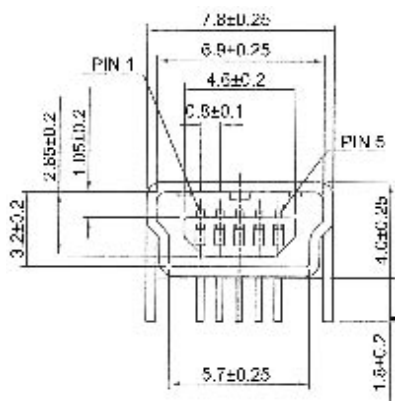
1000MΩ min.

**Nennspannung und Strom**

1.5A bei 250V AC minimum

**Rated voltage and current**

1.5A at 250V AC minimum



Bestellcode : **A - USBB - M5**  
Ordercode :



**Isolierkörper**  
Nylon PA9T

**Insulator**  
Nylon PA9T

**Kontakte**  
Phosphorbronze, t=0.25mm

**Contacts**  
Phosphorbronze, t=0.25mm

**Gehäuse**  
Messing t=0.3mm  
Oberfläche: Vernickelt

**Shell**  
Brass t=0.3  
Finish: Nickel Plated

**Durchschlagspannung**  
500V AC

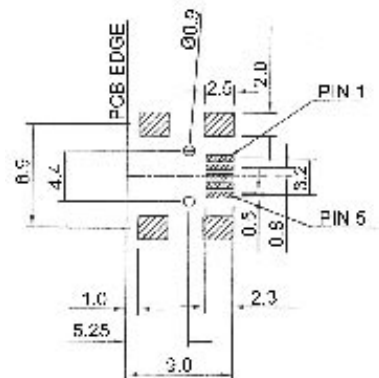
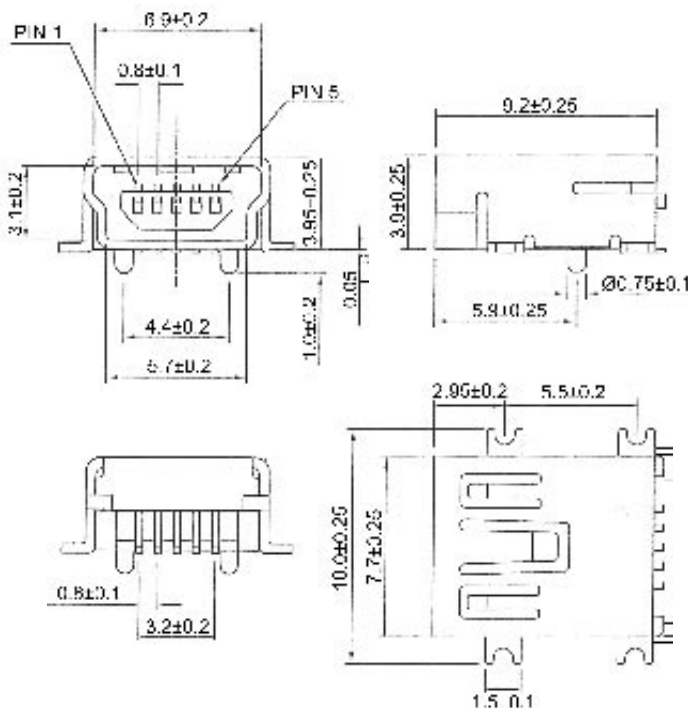
**Withstanding voltage**  
500V AC

**Isolationswiderstand**  
1000MΩ min.

**Insulation resistance**  
1000MΩ min.

**Nennspannung und Strom**  
1.5A bei 250V AC minimum

**Rated voltage and current**  
1.5A at 250V AC minimum



Bestellcode : **A - USBB - M5/SMD**  
Ordercode :

# USB A + B, Assembly-Type



**Isolierkörper**

PBT, Glasfaserverstärkt, UL94V-0

**Kontakte**

Messing

**Nennspannung**

30V AC

**Nennstrom**

1A

**Isolationswiderstand**

1000MΩ min.

**Kontaktwiderstand**

30mΩ max.

**Durchschlagspannung**

750V AC

**Betriebstemperatur**

-55°C bis +105°C

**Insulator**

PBT, Glass fiber reinforced, UL94V-0

**Contacts**

Brass

**Voltage rating**

30V AC

**Current rating**

1A

**Insulation resistance**

1000MΩ min.

**Contact resistance**

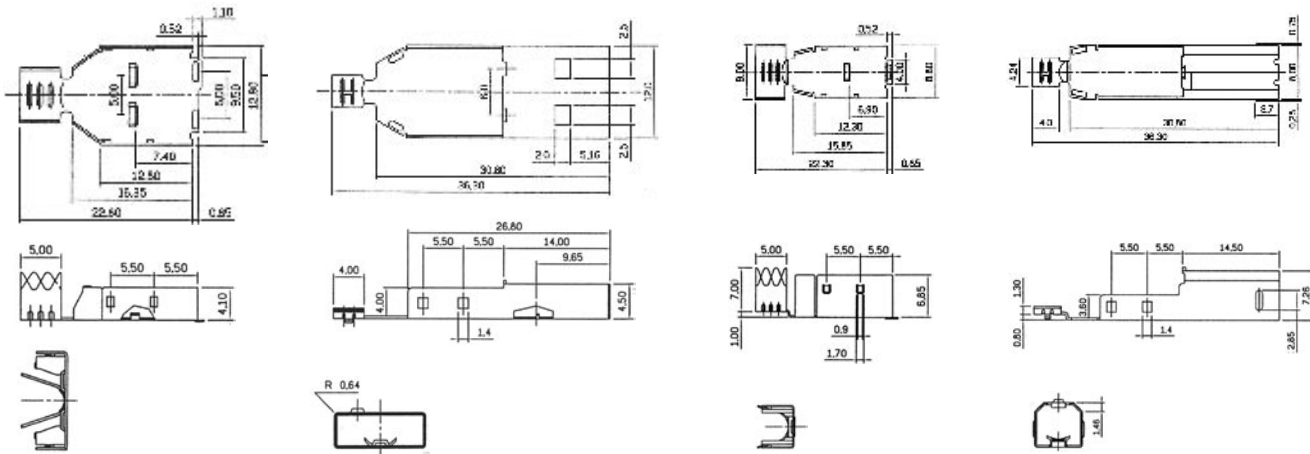
30mΩ max.

**Withstanding voltage**

750V AC

**Operating temperature**

-55°C to +105°C



Bestellcode : **A - USBP - x**  
 Ordercode :

Bitte „x“ durch die unten geeignete Optionen ersetzen  
 Please replace „x“ with appropriate options listed below

1.

**Ausführung**  
 A -Bauform A  
 B -Bauform B

**Version**  
 A -Type A  
 B -Type B

## Hauben für USB-Konfigurations-Version Hoods for USB-Assembly-Type



**Farbe**  
 Transparent

**Colour**  
 Transparent

**Material**  
 ABS

**Material**  
 ABS

Bestellcode : **A - USBPA - HOOD**  
 Ordercode :

**A - USBPB - HOOD**

Type A

Type B



**Isolierkörper**  
PBT, Glasfaserverstärkt,  
UL94V-0

**Kontakte**  
Messing

**Betriebstemperatur**  
-55°C bis + 85°C

**Nennstrom**  
1,5A max.

**Durchschlagspannung**  
500V AC

**Isolationswiderstand**  
100 MΩ min.

**Kontaktwiderstand**  
Gehäuse: 50mΩ max.

Kontakte: 30mΩ max.

**Betriebsspannung**  
40V max.

**Insulator**  
PBT, glassfilled,  
UL94V-0

**Contacts**  
Brass

**Operating temperature**  
-55°C to +85°C

**Current rating**  
1,5A max.

**Withstanding voltage**  
500V AC

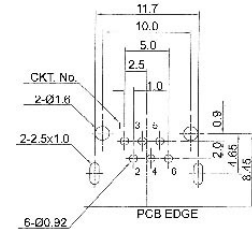
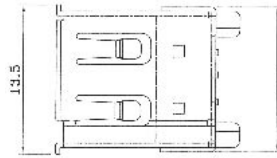
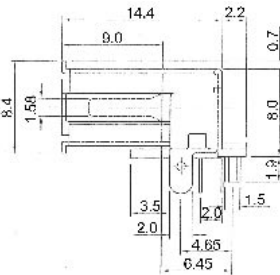
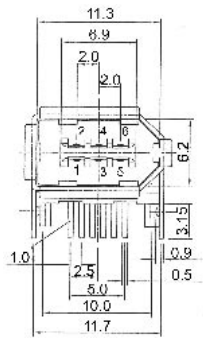
**Insulation resistance**  
100 MΩ min.

**Contact resistance**  
Shell: 50mΩ max.

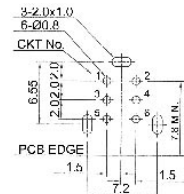
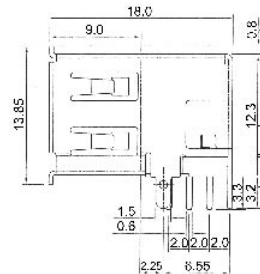
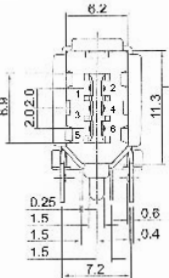
Contacts: 30mΩ max.

**Voltage**  
40V max.

### Horizontal



### Vertikal



Bestellcode : **A - IE - x - DIP**  
Ordercode :

Bitte „x“ durch die unten geeignete Optionen ersetzen  
Please replace „x“ with appropriate options listed below

1.

1.

**Ausführung**  
E -Vertikal  
S -Horizontal

**Version**  
E -Vertical  
S -Horizontal

# IEEE 1394, for PCB mounting, SMD version



**Isolierkörper**  
Nylon PA9T, UL94V-0

**Insulator**  
Nylon PA9T, UL94V-0

**Kontakte**  
Phosphor Bronze

**Contacts**  
Phosphor Bronze

**Betriebstemperatur**  
-55°C bis +85°C

**Operating temperature**  
-55°C to +85°C

**Nennstrom**  
1,5A max.

**Current rating**  
1,5A max.

**Durchschlagspannung**  
500V AC

**Withstanding voltage**  
500V AC

**Isolationswiderstand**  
100 MΩ min.

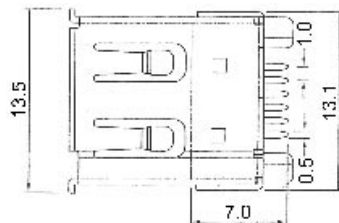
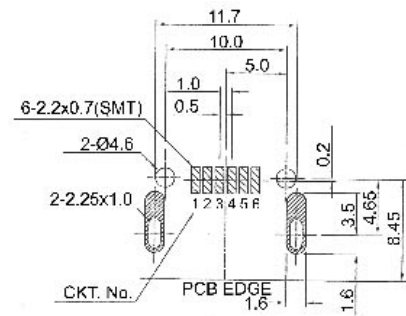
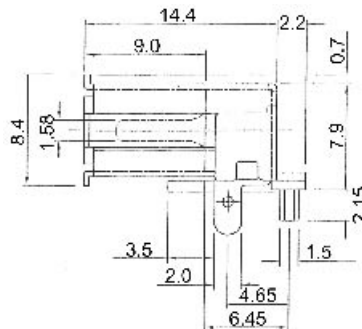
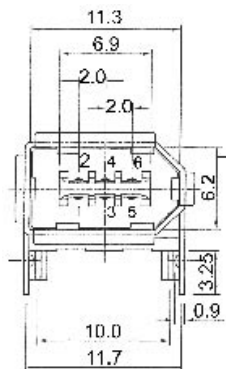
**Insulation resistance**  
100 MΩ min.

**Kontaktwiderstand**  
Gehäuse: 50mΩ max.  
Kontakte: 30mΩ max.

**Contact resistance**  
Shell: 50mΩ max.  
Contacts: 30mΩ max.

**Betriebsspannung**  
40V max.

**Voltage**  
40V max.



Bestellcode : **A - IE - S - SMT**  
Ordercode :



Bestellcode : **A - IEE - TOP**  
 Ordercode :

**IEEE 1394**, für Leiterplattenmontage, 4-Polig, Mini-Ausführung

**IEEE 1394**, for PCB mounting, 4-poles, Mini-version



Bestellcode : **A - IEE - M4P**  
 Ordercode :

**IEEE 1394**, für Leiterplattenmontage, 4-Polig, Mini-SMD-Ausführung

**IEEE 1394**, for PCB mounting, 4-poles, Mini-SMD-version



Bestellcode : **A - IEE - M4P - SMD**  
 Ordercode :

**IEEE 1394**, für Leiterplattenmontage, 4-Polig, Mini-SMD-Ausführung, Low-Profile

**IEEE 1394**, for PCB mounting, 4-poles, Mini-SMD-version, low-Profile



Bestellcode : **A - IEE - M4P - SMD / LP**  
 Ordercode :



## Cable assemblies

Neben Standardkabeln fertigen wir Kabelkonfektionen speziell nach Kundenspezifikation.

Ein äußerst flexibles und kostengünstiges System von automatischer und manueller Fertigung bietet Ihnen

- wettbewerbsfähige Preise
- hohe Qualität mit 100% elektrischer Prüfung und Zertifizierung auf Wunsch
- Bedruckung von Kabel und Steckern



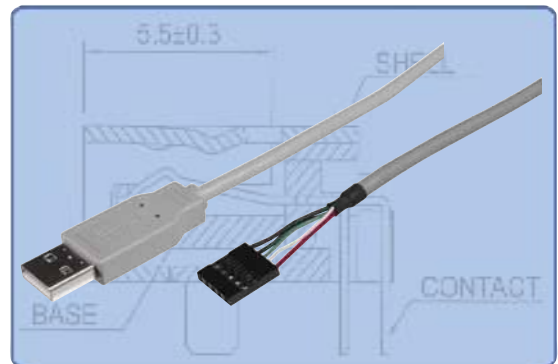

**Senden Sie uns Ihre Anfrage.**

Apart from standard cables, special cables can be assembled upon acc. to customers specification.

An extremely flexible and cost-effective system of automatic and manual production offers you

- competitive pricing
- high quality with 100% electrical testing and certification on request
- printing on cables and connectors

**Please send your enquiry**



### CAT 5e UTP Patch Cable, GREY

Unshielded CAT 5e patch cable.  
4 x 2 AWG 24/7, twisted pair, 100 Ohm.  
2 x RJ45 male  
Boot with kink protection and strain relief.

Cable and boot in GREY.



A-MCUP 80005	0,5 m
A-MCUP 80010	1,0 m
A-MCUP 80020	2,0 m
A-MCUP 80030	3,0 m
A-MCUP 80050	5,0 m
A-MCUP 80070	7,0 m
A-MCUP 80100	10,0 m
A-MCUP 80150	15,0 m
A-MCUP 80200	20,0 m
A-MCUP 80300	30,0 m

### CAT 5e UTP Patch Cable, RED

Unshielded CAT 5e patch cable.  
4 x 2 AWG 24/7, twisted pair, 100 Ohm.  
2 x RJ45 male  
Boot with kink protection and strain relief.

Cable and boot in RED.

A-MCUP 80005/R	0,5 m
A-MCUP 80010/R	1,0 m
A-MCUP 80020/R	2,0 m
A-MCUP 80030/R	3,0 m
A-MCUP 80050/R	5,0 m
A-MCUP 80070/R	7,0 m
A-MCUP 80100/R	10,0 m
A-MCUP 80150/R	15,0 m
A-MCUP 80200/R	20,0 m
A-MCUP 80300/R	30,0 m

### CAT 5e UTP Patch Cable, BLUE

Unshielded CAT 5e patch cable.  
4 x 2 AWG 24/7, twisted pair, 100 Ohm.  
2 x RJ45 male  
Boot with kink protection and strain relief.

Cable and boot in BLUE.

A-MCUP 80005/B	0,5 m
A-MCUP 80010/B	1,0 m
A-MCUP 80020/B	2,0 m
A-MCUP 80030/B	3,0 m
A-MCUP 80050/B	5,0 m
A-MCUP 80070/B	7,0 m
A-MCUP 80100/B	10,0 m
A-MCUP 80150/B	15,0 m
A-MCUP 80200/B	20,0 m
A-MCUP 80300/B	30,0 m

### CAT 5e UTP Patch Cable, YELLOW

Unshielded CAT 5e patch cable.  
4 x 2 AWG 24/7, twisted pair, 100 Ohm.  
2 x RJ45 male  
Boot with kink protection and strain relief.

Cable and boot in YELLOW.

A-MCUP 80005/Y	0,5 m
A-MCUP 80010/Y	1,0 m
A-MCUP 80020/Y	2,0 m
A-MCUP 80030/Y	3,0 m
A-MCUP 80050/Y	5,0 m
A-MCUP 80070/Y	7,0 m
A-MCUP 80100/Y	10,0 m
A-MCUP 80150/Y	15,0 m
A-MCUP 80200/Y	20,0 m
A-MCUP 80300/Y	30,0 m

### CAT 5e UTP Patch Cable, GREEN

Unshielded CAT 5e patch cable.  
4 x 2 AWG 24/7, twisted pair, 100 Ohm.  
2 x RJ45 male  
Boot with kink protection and strain relief.

Cable and boot in GREEN.

A-MCUP 80005/G	0,5 m
A-MCUP 80010/G	1,0 m
A-MCUP 80020/G	2,0 m
A-MCUP 80030/G	3,0 m
A-MCUP 80050/G	5,0 m
A-MCUP 80070/G	7,0 m
A-MCUP 80100/G	10,0 m
A-MCUP 80150/G	15,0 m
A-MCUP 80200/G	20,0 m
A-MCUP 80300/G	30,0 m

### CAT 5e FTP Patch Cable, GREY

Foil shielded CAT 5e patch cable.  
4 x 2 AWG 26/7, twisted pair, 100 Ohm.  
2 x RJ45 male  
Boot with kink protection and strain relief.

Cable and boot in GREY.



A-MCSP 80005	0,5 m
A-MCSP 80010	1,0 m
A-MCSP 80020	2,0 m
A-MCSP 80030	3,0 m
A-MCSP 80050	5,0 m
A-MCSP 80070	7,0 m
A-MCSP 80100	10,0 m
A-MCSP 80150	15,0 m
A-MCSP 80200	20,0 m
A-MCSP 80300	30,0 m

### CAT 5e FTP Patch Cable, RED

Foil shielded CAT 5e patch cable.  
4 x 2 AWG 26/7, twisted pair, 100 Ohm.  
2 x RJ45 male  
Boot with kink protection and strain relief.

Cable and boot in RED.

A-MCSP 80010/R	1,0 m
A-MCSP 80020/R	2,0 m
A-MCSP 80030/R	3,0 m
A-MCSP 80050/R	5,0 m
A-MCSP 80070/R	7,0 m
A-MCSP 80100/R	10,0 m

### CAT 5e FTP Patch Cable, BLUE

Foil shielded CAT 5e patch cable.  
4 x 2 AWG 26/7, twisted pair, 100 Ohm.  
2 x RJ45 male  
Boot with kink protection and strain relief.

Cable and boot in BLUE.

A-MCSP 80010/B	1,0 m
A-MCSP 80020/B	2,0 m
A-MCSP 80030/B	3,0 m
A-MCSP 80050/B	5,0 m
A-MCSP 80070/B	7,0 m
A-MCSP 80100/B	10,0 m

# CAT 5e Patch & Crossover Cables

## CAT 5e FTP Patch Cable, YELLOW

Foil shielded CAT 5e patch cable.  
4 x 2 AWG 26/7, twisted pair, 100 Ohm.  
2 x RJ45 male  
Boot with kink protection and strain relief.

*Cable and boot in YELLOW.*




A-MCSP 80010/Y	1,0 m
A-MCSP 80020/Y	2,0 m
A-MCSP 80030/Y	3,0 m
A-MCSP 80050/Y	5,0 m
A-MCSP 80070/Y	7,0 m
A-MCSP 80100/Y	10,0 m

## CAT 5e FTP Patch Cable, GREEN

Foil shielded CAT 5e patch cable.  
4 x 2 AWG 26/7, twisted pair, 100 Ohm.  
2 x RJ45 male  
Boot with kink protection and strain relief.

*Cable and boot in GREEN.*



A-MCSP 80010/G	1,0 m
A-MCSP 80020/G	2,0 m
A-MCSP 80030/G	3,0 m
A-MCSP 80050/G	5,0 m
A-MCSP 80070/G	7,0 m
A-MCSP 80100/G	10,0 m

## CAT 5e FTP Patch Cable, CROSSOVER

Foil shielded CAT 5e patch cable.  
4 x 2 x AWG 26/7, twisted pair, 100 Ohm.  
2 x RJ45 male, shielded.  
Boot with kink protection and strain relief.

*Cable in GREY, boot in GREEN.*



A-MCKP 80003	0,3 m
A-MCKP 80005	0,5 m
A-MCKP 80010	1,0 m
A-MCKP 80020	2,0 m
A-MCKP 80030	3,0 m

## CAT 5e FTP Patch Cable, CROSSOVER

Foil shielded CAT 5e patch cable.  
4 x 2 x AWG 26/7, twisted pair, 100 Ohm.  
2 x RJ45 male, shielded.  
Boot with kink protection and strain relief.

*Cable in GREY, boot in GREEN.*



A-MCKP 80050	5,0 m
A-MCKP 80100	10,0 m
A-MCKP 80150	15,0 m
A-MCKP 80200	20,0 m
A-MCKP 80300	30,0 m

## CAT 5e SFTP Patch Cable, GREY

Foil and braid shielded CAT 5e patch cable.  
4 x 2 AWG 26/7, twisted pair, 100 Ohm.  
2 x RJ45 male  
Boot with kink protection and strain relief.

*Cable and boot in GREY.*



A-MCSP 80005	0,5 m
A-MCSP 80010	1,0 m
A-MCSP 80020	2,0 m
A-MCSP 80030	3,0 m
A-MCSP 80050	5,0 m
A-MCSP 80070	7,0 m
A-MCSP 80100	10,0 m
A-MCSP 80150	15,0 m
A-MCSP 80200	20,0 m
A-MCSP 80300	30,0 m

## CAT 5e SFTP Patch Cable, RED

Foil and braid shielded CAT 5e patch cable.  
4 x 2 AWG 26/7, twisted pair, 100 Ohm.  
2 x RJ45 male  
Boot with kink protection and strain relief.

*Cable and boot in RED.*



A-MCSP 80010/R	1,0 m
A-MCSP 80020/R	2,0 m
A-MCSP 80030/R	3,0 m
A-MCSP 80050/R	5,0 m
A-MCSP 80070/R	7,0 m
A-MCSP 80100/R	10,0 m
A-MCSP 80150/R	15,0 m
A-MCSP 80200/R	20,0 m
A-MCSP 80300/R	30,0 m

## CAT 5e SFTP Patch Cable, BLUE

Foil and braid shielded CAT 5e patch cable.  
4 x 2 AWG 26/7, twisted pair, 100 Ohm.  
2 x RJ45 male  
Boot with kink protection and strain relief.

*Cable and boot in BLUE.*



A-MCSP 80010/B	1,0 m
A-MCSP 80020/B	2,0 m
A-MCSP 80030/B	3,0 m
A-MCSP 80050/B	5,0 m
A-MCSP 80070/B	7,0 m
A-MCSP 80100/B	10,0 m
A-MCSP 80150/B	15,0 m
A-MCSP 80200/B	20,0 m
A-MCSP 80300/B	30,0 m

## CAT 5e SFTP Patch Cable, YELLOW

Foil and braid shielded CAT 5e patch cable.  
4 x 2 AWG 26/7, twisted pair, 100 Ohm.  
2 x RJ45 male  
Boot with kink protection and strain relief.

*Cable and boot in YELLOW.*



A-MCSP 80010/Y	1,0 m
A-MCSP 80020/Y	2,0 m
A-MCSP 80030/Y	3,0 m
A-MCSP 80050/Y	5,0 m
A-MCSP 80070/Y	7,0 m
A-MCSP 80100/Y	10,0 m
A-MCSP 80150/Y	15,0 m
A-MCSP 80200/Y	20,0 m
A-MCSP 80300/Y	30,0 m

### CAT 5e SFTP Patch Cable, GREEN



Foil and braid shielded CAT 5e patch cable.  
4 x 2 AWG 26/7, twisted pair, 100 Ohm.  
2 x RJ45 male  
Boot with kink protection and strain relief.

*Cable and boot in GREEN.*

A-MCSSP 80010/G	1,0 m
A-MCSSP 80020/G	2,0 m
A-MCSSP 80030/G	3,0 m
A-MCSSP 80050/G	5,0 m
A-MCSSP 80070/G	7,0 m
A-MCSSP 80100/G	10,0 m
A-MCSSP 80150/G	15,0 m
A-MCSSP 80200/G	20,0 m
A-MCSSP 80300/G	30,0 m

### CAT 5e SFTP Patch Cable CROSSOVER



Foil and braid shielded CAT 5e patch cable.  
4 x 2 AWG 26/7, twisted pair, 100 Ohm.  
2 x RJ45 male  
Boot with kink protection and strain relief.

*Cable GREY and hood GREEN.*

A-MCKSSP 80005	0,5 m
A-MCKSSP 80010	1,0 m
A-MCKSSP 80020	2,0 m
A-MCKSSP 80030	3,0 m
A-MCKSSP 80050	5,0 m
A-MCKSSP 80100	10,0 m
A-MCKSSP 80150	15,0 m
A-MCKSSP 80200	20,0 m
A-MCKSSP 80300	30,0 m

### CAT 5e SFTP Patch Cable, GREY, Halogen-Free



Foil and braid shielded CAT 5e patch cable.  
4 x 2 x AWG 26/7, twisted pair, 100 Ohm.  
2 x RJ45 male, shielded.  
Boot with kink protection and strain relief.

*Cable and hood in GREY.*

A-MCSSHP 80005	0,5 m
A-MCSSHP 80010	1,0 m
A-MCSSHP 80020	2,0 m
A-MCSSHP 80030	3,0 m
A-MCSSHP 80050	5,0 m
A-MCSSHP 80070	7,0 m
A-MCSSHP 80100	10,0 m
A-MCSSHP 80200	20,0 m

### CAT 6 UTP Patch Cable, GREY



Unshielded CAT 6 patch cable.  
4 x 2 x AWG 24/7, twisted pair, 100 Ohm.  
2 x RJ45 male  
Boot with kink protection and strain relief.

*Cable and boot in GREY.*

A-MCU 60010	1,0 m
A-MCU 60020	2,0 m
A-MCU 60030	3,0 m
A-MCU 60050	5,0 m
A-MCU 60070	7,0 m
A-MCU 60100	10,0 m
A-MCU 60150	15,0 m
A-MCU 60200	20,0 m
A-MCU 60300	30,0 m

### CAT 6 UTP Patch Cable, RED




Unshielded CAT 6 patch cable.  
4 x 2 x AWG 24/7, twisted pair, 100 Ohm.  
2 x RJ45 male  
Boot with kink protection and strain relief.

*Cable and boot in RED.*

A-MCU 60005/R	0,5 m
A-MCU 60010/R	1,0 m
A-MCU 60020/R	2,0 m
A-MCU 60030/R	3,0 m
A-MCU 60050/R	5,0 m
A-MCU 60070/R	7,0 m
A-MCU 60100/R	10,0 m

### CAT 6 UTP Patch Cable, BLUE



Unshielded CAT 6 patch cable.  
4 x 2 x AWG 24/7, twisted pair, 100 Ohm.  
2 x RJ45 male  
Boot with kink protection and strain relief.

*Cable and boot in BLUE.*

A-MCU 60005/B	0,5 m
A-MCU 60010/B	1,0 m
A-MCU 60020/B	2,0 m
A-MCU 60030/B	3,0 m
A-MCU 60050/B	5,0 m
A-MCU 60070/B	7,0 m
A-MCU 60100/B	10,0 m

### CAT 6 UTP Patch Cable, YELLOW



Unshielded CAT 6 patch cable.  
4 x 2 x AWG 24/7, twisted pair, 100 Ohm.  
2 x RJ45 male  
Boot with kink protection and strain relief.

*Cable and boot in YELLOW.*

A-MCU 60005/Y	0,5 m
A-MCU 60010/Y	1,0 m
A-MCU 60020/Y	2,0 m
A-MCU 60030/Y	3,0 m
A-MCU 60050/Y	5,0 m
A-MCU 60070/Y	7,0 m
A-MCU 60100/Y	10,0 m

### CAT 6 UTP Patch Cable, GREEN



Unshielded CAT 6 patch cable.  
4 x 2 x AWG 24/7, twisted pair, 100 Ohm.  
2 x RJ45 male  
Boot with kink protection and strain relief.

*Cable and boot in GREEN.*

A-MCU 60005/G	0,5 m
A-MCU 60010/G	1,0 m
A-MCU 60020/G	2,0 m
A-MCU 60030/G	3,0 m
A-MCU 60050/G	5,0 m
A-MCU 60070/G	7,0 m
A-MCU 60100/G	10,0 m


# CAT 6 and CAT 7 Patch & Crossover Cables

A-MC SSP 60010	1,0 m
A-MC SSP 60020	2,0 m
A-MC SSP 60030	3,0 m
A-MC SSP 60050	5,0 m
A-MC SSP 60070	7,0 m
A-MC SSP 60100	10,0 m
A-MC SSP 60150	15,0 m
A-MC SSP 60200	20,0 m
A-MC SSP 60300	30,0 m

## CAT 6 SSTP Patch Cable, GREY

Pairs with foil and full braid shielding.  
PIMF (Pairs in Metal Foil) patch cable.  
4 x 2 x AWG 26/7, twisted pair, 100 Ohm.  
2 x special RJ45 male, shielded.  
Boot with kink protection and strain relief.

Cable and boot in GREY.



A-MC SSP 60010/R	1,0 m
A-MC SSP 60020/R	2,0 m
A-MC SSP 60030/R	3,0 m
A-MC SSP 60050/R	5,0 m
A-MC SSP 60070/R	7,0 m
A-MC SSP 60100/R	10,0 m

## CAT 6 SSTP Patch Cable, RED

Pairs with foil and full braid shielding.  
PIMF (Pairs in Metal Foil) patch cable.  
4 x 2 x AWG 26/7, twisted pair, 100 Ohm.  
2 x special RJ45 male, shielded.  
Boot with kink protection and strain relief.

Cable and boot in RED.




A-MC SSP 60010/B	1,0 m
A-MC SSP 60020/B	2,0 m
A-MC SSP 60030/B	3,0 m
A-MC SSP 60050/B	5,0 m
A-MC SSP 60070/B	7,0 m
A-MC SSP 60100/B	10,0 m

## CAT 6 SSTP Patch Cable, BLUE

Pairs with foil and full braid shielding.  
PIMF (Pairs in Metal Foil) patch cable.  
4 x 2 x AWG 26/7, twisted pair, 100 Ohm.  
2 x special RJ45 male, shielded.  
Boot with kink protection and strain relief.

Cable and boot in BLUE.



A-MC SSP 60010/Y	1,0 m
A-MC SSP 60020/Y	2,0 m
A-MC SSP 60030/Y	3,0 m
A-MC SSP 60050/Y	5,0 m
A-MC SSP 60070/Y	7,0 m
A-MC SSP 60100/Y	10,0 m

## CAT 6 SSTP Patch Cable, YELLOW

Pairs with foil and full braid shielding.  
PIMF (Pairs in Metal Foil) patch cable.  
4 x 2 x AWG 26/7, twisted pair, 100 Ohm.  
2 x special RJ45 male, shielded.  
Boot with kink protection and strain relief.

Cable and boot in YELLOW.



A-MC SSP 60010/G	1,0 m
A-MC SSP 60020/G	2,0 m
A-MC SSP 60030/G	3,0 m
A-MC SSP 60050/G	5,0 m
A-MC SSP 60070/G	7,0 m
A-MC SSP 60100/G	10,0 m

## CAT 6 SSTP Patch Cable, GREEN

Pairs with foil and full braid shielding.  
PIMF (Pairs in Metal Foil) patch cable.  
4 x 2 x AWG 26/7, twisted pair, 100 Ohm.  
2 x special RJ45 male, shielded.  
Boot with kink protection and strain relief.

Cable and boot in GREEN.



A-MC SSHP 60010	1,0 m
A-MC SSHP 60020	2,0 m
A-MC SSHP 60030	3,0 m
A-MC SSHP 60050	5,0 m
A-MC SSHP 60070	7,0 m
A-MC SSHP 60100	10,0 m
A-MC SSHP 60150	15,0 m
A-MC SSHP 60200	20,0 m
A-MC SSHP 60300	30,0 m

## CAT 6 SSTP Patch Cable, GREY, Halogen-free

Pairs with foil and full braid shielding.  
PIMF (Pairs in Metal Foil) patch cable.  
4 x 2 x AWG 26/7, twisted pair, 100 Ohm.  
2 x special RJ45 male, shielded.  
Boot with kink protection and strain relief.

Cable in GREY.

Halogen-free.



A-MC KSSP 60010	1,0 m
A-MC KSSP 60020	2,0 m
A-MC KSSP 60030	3,0 m
A-MC KSSP 60050	5,0 m
A-MC KSSP 60070	7,0 m
A-MC KSSP 60100	10,0 m
A-MC KSSP 60150	15,0 m
A-MC KSSP 60200	20,0 m
A-MC KSSP 60300	30,0 m

## CAT 6 SSTP Patch Cable, CROSSOVER

Pairs with foil and full braid shielding.  
PIMF (Pairs in Metal Foil) patch cable.  
4 x 2 x AWG 26/7, twisted pair, 100 Ohm.  
2 x special RJ45 male, shielded.  
Boot with kink protection and strain relief.

Cable GREY and boot in green.



A-MC PITH 80010	1,0 m
A-MC PITH 80020	2,0 m
A-MC PITH 80030	3,0 m
A-MC PITH 80050	5,0 m
A-MC PITH 80070	7,0 m
A-MC PITH 80100	10,0 m
A-MC PITH 80150	15,0 m
A-MC PITH 80200	20,0 m
A-MC PITH 80300	30,0 m


## CAT 7 PIMF Patch Cable, GREY, Halogen-free

Pairs with foil and full braid shielding.  
PIMF (Pairs in Metal Foil) patch cable.  
4 x 2 x AWG 26/7, twisted pair, 100 Ohm.  
2 x special RJ45 male, shielded.  
Boot with kink protection and strain relief.

Cable and boot in GREY.




### UTP Twisted Pair, CAT 5e Patch Cable



Unshielded CAT 5e patch cable.  
4 x 2 AWG 24/7

ATUP-P1T	PVC, 100 m
ATUP-P305T	PVC, 305 m


### UTP Twisted Pair, CAT 5e Installation Cable



Unshielded CAT 5e installation cable.  
4 x 2 AWG 24/1

ATUP-V1T	PVC, 100 m
ATUP-V125T	PVC, 125 m
ATUP-V305T	PVC, 305 m


### FTP Twisted Pair, CAT 5e Patch Cable



Foil shielded CAT 5e patch cable.  
4 x 2 AWG 26/7

ATFP-P1T	PVC, 100 m
ATFP-P305T	PVC, 305 m


### FTP Twisted Pair, CAT 5e Installation Cable



Foil shielded CAT 5e installation cable.  
4 x 2 AWG 24/1

ATFP-V1T	PVC, 100 m
ATFP-V305T	PVC, 305 m


### SFTP Twisted Pair, CAT 5e Patch Cable



Foil and braid shielded CAT 5e patch cable.  
4 x 2 AWG 26/7

ATSFP-P1T	PVC, 100 m
ATSFP-P305T	PVC, 305 m

### SFTP Twisted Pair, CAT 5e Installation Cable




Foil and braid shielded CAT 5e installation cable.  
4 x 2 AWG 24/1

ATSFP-VH1T and ATSFP-VH305T are halogen-free.

ATSFP-V1T	PVC, 100 m
ATSFP-V305T	PVC, 305 m
ATSFP-VH1T	PVC, 100 m
ATSFP-VH305T	PVC, 305 m


### UTP Twisted Pair, CAT 6 Patch Cable



Unshielded CAT 6 patch cable.  
4 x 2 AWG 24/1

ATU6-P1T	PVC, 100 m
ATU6-P305T	PVC, 305 m

### UTP Twisted Pair, CAT 6 Installation Cable



Unshielded CAT 6 installation cable.  
4 x 2 AWG 23/1

ATU6-V1T	PVC, 100 m
ATU6-V305T	PVC, 305 m


# CAT 7 Raw Cables

## SSTP TwistedPair, CAT 6 Patch Cable

Pair shielded, AL laminated foil, full shield CU braid, CAT 6 patch cable, halogen-free.

4 x 2 x AWG 26/1

ATSSP6-PH1T	100 m
ATSSP6-PH305T	305 m




## SSTP Twisted Pair, CAT 6 Installation Cable

Pair shielded, AL laminated foil, full shield CU braid, CAT 6 installation cable, halogen-free.

4 x 2 x AWG 23/1

ATSSP6-VH1T	100 m
ATSSP6-VH305T	305 m




## PIMF Twisted Pair, CAT 7 Patch Cable

Pair shielded, AL laminated foil, full shield CU braid, CAT 7 patch cable, halogen-free.

4 x 2 x AWG 26/1

ATP7-PH305T	305 m
ATP7-PH500T	500 m



## PIMF Twisted Pair, CAT 7 Installation Cable

Pair shielded, AL laminated foil, full shield CU braid, CAT 7 installation cable, halogen-free.

4 x 2 x AWG 23/1

ATP7-VH305T	305 m
ATP7-VH5T	500 m





**Gehäuse**  
Polyester, glasfaserverstärkt

**Housing**  
Glass filled polyester

**Kontakte**  
Phosphorbronze

**Contacts**  
Phosphorbronze

**Kontakoberfläche**  
6µ" Gold

**Contact finish**  
6µ" gold plating

**Betriebstemperaturbereich**  
-40°C bis +125°C

**Operating temperature**  
-40°C to +125°C

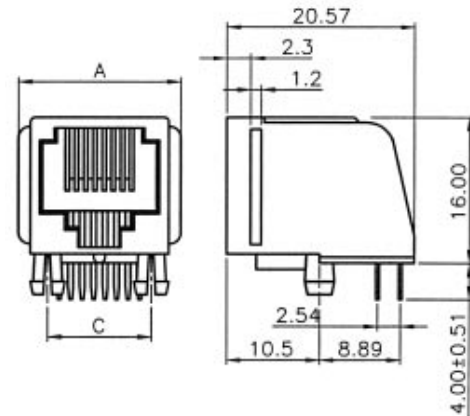
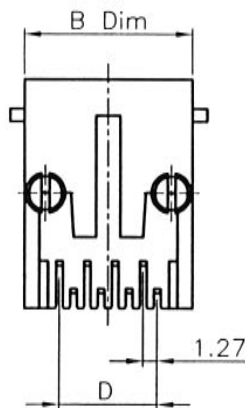
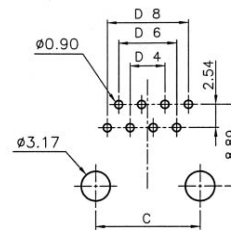
**Stromennbelastung**  
1.5A

**Current rating**  
1.5A

**Betriebsspannung**  
125V AC eff

**Voltage rating**  
125V AC rms

Dimensions				
No. of contacts	A	B	C	D
4 (RJ11)	13.72	11.18	7.62	3.81
6 (RJ12)	15.75	13.21	10.16	6.35
8 (RJ45)	17.78	15.24	11.43	8.89



Bestellcode : **A** - **2004** - **x**  
 Ordercode :

Bitte „x“ durch die unten geeignete Option ersetzen  
 Please replace „x“ with appropriate option listed below

1.

1.

**Polzahl**  
 0 -4 polig (RJ11)  
 1 -6 polig (RJ12)  
 2 -8 polig (RJ45)

**No. of contacts**  
 0 -4 poles (RJ11)  
 1 -6 poles (RJ12)  
 2 -8 poles (RJ45)



# Modular Jacks, 90°, for PCB mounting, low profile



**Gehäuse**  
Polyester, glasfaserverstärkt

**Housing**  
Glass filled polyester

**Kontakte**  
Phosphorbronze

**Contacts**  
Phosphorbronze

**Kontaktoberfläche**  
6µ" Gold

**Contact finish**  
6µ" gold plating

**Betriebstemperaturbereich**  
-40°C bis +125°C

**Operating temperature**  
-40°C to +125°C

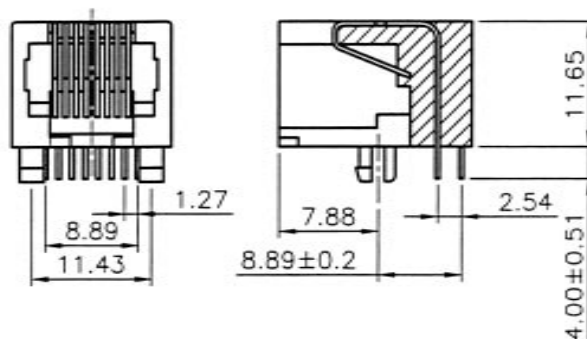
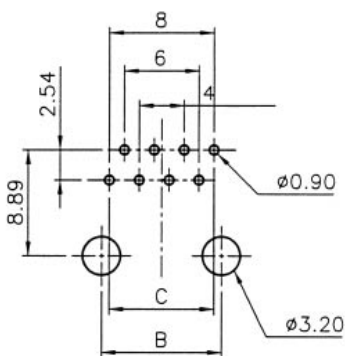
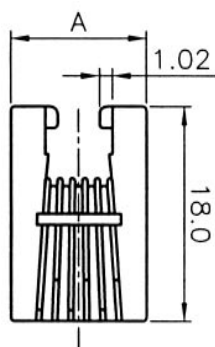
**Stromennbelastung**  
1.5A

**Current rating**  
1.5A

**Betriebsspannung**  
125V AC eff.

**Voltage rating**  
125V AC rms

Dimensions			
No. of contacts	A	B	C
4 (RJ11)	11.16	7.62	3.81
6 (RJ12)	13.20	10.16	6.35
8 (RJ45)	15.15	11.43	8.89



Bestellcode : **A** - **2004** - **x** - **LP**  
Ordercode :

Bitte „x“ durch die unten geeignete Option ersetzen  
Please replace „x“ with appropriate option listed below

1.

1.

**Polzahl**

- 0 -4 polig (RJ11)
- 1 -6 polig (RJ12)
- 2 -8 polig (RJ45)

**No. of contacts**

- 0 -4 poles (RJ11)
- 1 -6 poles (RJ12)
- 2 -8 poles (RJ45)



**Gehäuse**  
Polyester, glasfaserverstärkt

**Housing**  
Glass filled polyester

**Kontakte**  
Phosphorbronze

**Contacts**  
Phosphorbronze

**Kontaktoberfläche**  
6µ" Gold

**Contact finish**  
6µ" gold plating

**Betriebstemperaturbereich**  
-40°C bis +125°C

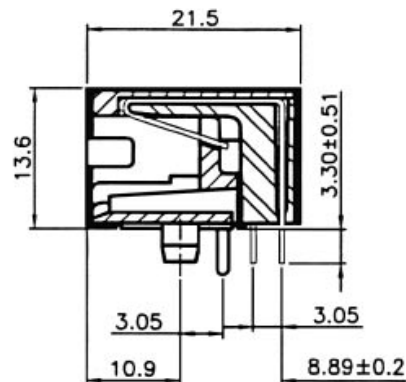
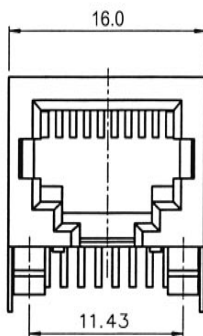
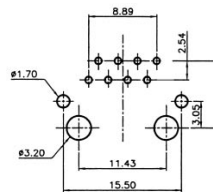
**Operating temperature**  
-40°C to +125°C

**Stromennbelastung**  
1.5A

**Current rating**  
1.5A

**Betriebsspannung**  
125V AC eff.

**Voltage rating**  
125V AC rms



Bestellcode : **A - 2004 - x - LP / FS**  
Ordercode :

Bitte „x“ durch die unten geeignete Option ersetzen  
Please replace „x“ with appropriate option listed below

1.

1.

**Polzahl**  
2 -8 polig (RJ45) Type C

**No. of contacts**  
2 -8 poles (RJ45) Typ C

# Modular Jacks, 90°, for PCB mounting, shielded



**Gehäuse**  
Polyester, glasfaserverstärkt

**Housing**  
Glass filled polyester

**Kontakte**  
Phosphorbronze

**Contacts**  
Phosphorbronze

**Kontaktoberfläche**  
6µ" Gold

**Contact finish**  
6µ" gold plating

**Betriebstemperaturbereich**  
-40°C bis +125°C

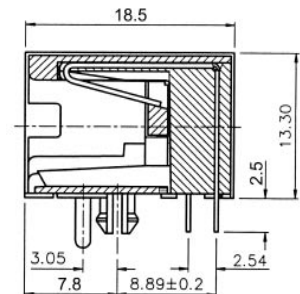
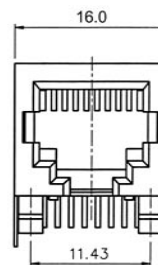
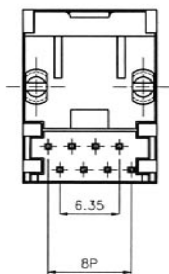
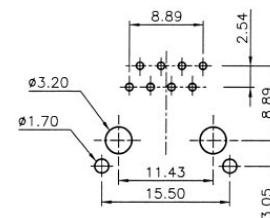
**Operating temperature**  
-40°C to +125°C

**Stromnennbelastung**  
1.5A

**Current rating**  
1.5A

**Betriebsspannung**  
125V AC eff.

**Voltage rating**  
125V AC rms



Bestellcode : **A** - **2004** - **x** - **LPS**  
Ordercode :

Bitte „x“ durch die unten geeignete Option ersetzen  
Please replace „x“ with appropriate option listed below

1.

1.

**Polzahl**  
2 -8 polig (RJ45)

**No. of contacts**  
2 -8 poles (RJ45)



**Gehäuse**  
Polyester, glasfaserverstärkt  
UL 94V-0

**Housing**  
Glass filled polyester  
UL 94V-0

**Kontakte**  
Phosphorbronze

**Contacts**  
Phosphorbronze

**Kontaktoberfläche**  
6µ" Gold

**Contact finish**  
6µ" gold plating

**Betriebstemperaturbereich**  
-40°C bis +125°C

**Operating temperature**  
-40°C to +125°C

**Stromnenbelastung**  
1.5A

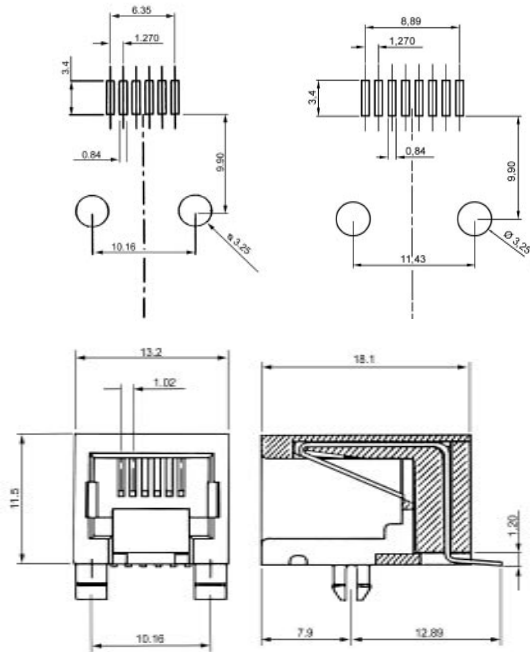
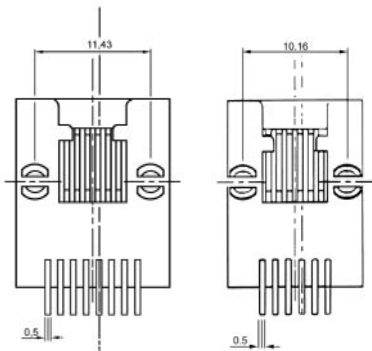
**Current rating**  
1.5A

**Betriebsspannung**  
125V AC eff

**Voltage rating**  
125V AC rms

**Verpackung**  
Stange

**Packing**  
Tube



Bestellcode : **A** - **2004** - **x** - **LP** / **SMT**  
Ordercode :

Bitte „x“ durch die unten geeignete Option ersetzen  
Please replace „x“ with appropriate option listed below

1.

1.

**Polzahl**  
1 -6 polig (RJ12)  
2 -8 polig (RJ45)

**No. of contacts**  
1 -6 poles (RJ12)  
2 -8 poles (RJ45)

# Modular Jacks, 90°, SMD-version



**Gehäuse**  
Nylon, glasfaserverstärkt,  
FR52, UL 94V-0

**Kontakte**  
Phosphorbronze

**Kontaktoberfläche**  
6µ" Gold

**Betriebstemperaturbereich**  
-40°C bis +125°C

**Stromennbelastung**  
1.5A

**Betriebsspannung**  
125V AC eff

**Verpackung**  
Rolle

**Housing**  
Nylon, Glass filled,  
FR52, UL 94V-0

**Contacts**  
Phosphorbronze

**Contact finish**  
6µ" gold plating

**Operating temperature**  
-40°C to +125°C

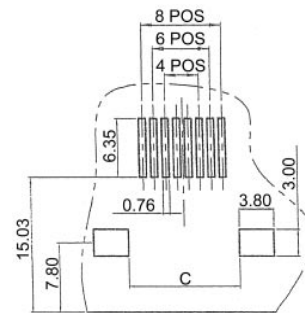
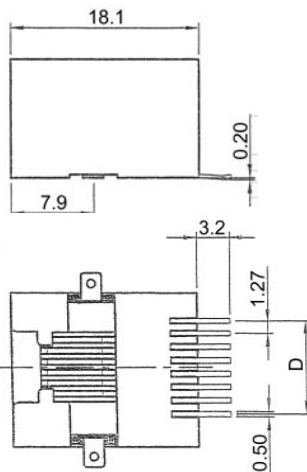
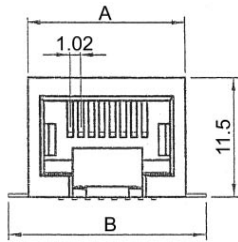
**Current rating**  
1.5A

**Voltage rating**  
125V AC rms

**Packing**  
Reel

## Dimensions

No. of contacts	A	B	C	D
4 (RJ11)	11.20	14.80	8.20	3.81
6 (RJ12)	13.20	16.95	10.35	6.35
8 (RJ45)	15.10	18.98	12.38	8.89



Bestellcode : **A** - **2004** - **x** - **LP** - **SMD** - **A**  
 Ordercode : **A** - **2004** - **x** - **LP** - **SMD** - **A**

Bitte „x“ durch die unten geeignete Option ersetzen  
 Please replace „x“ with appropriate option listed below

1.

1.

### Polzahl

0 -4 polig (RJ11)  
 1 -6 polig (RJ12)\*  
 2 -8 polig (RJ45)\*

### No. of contacts

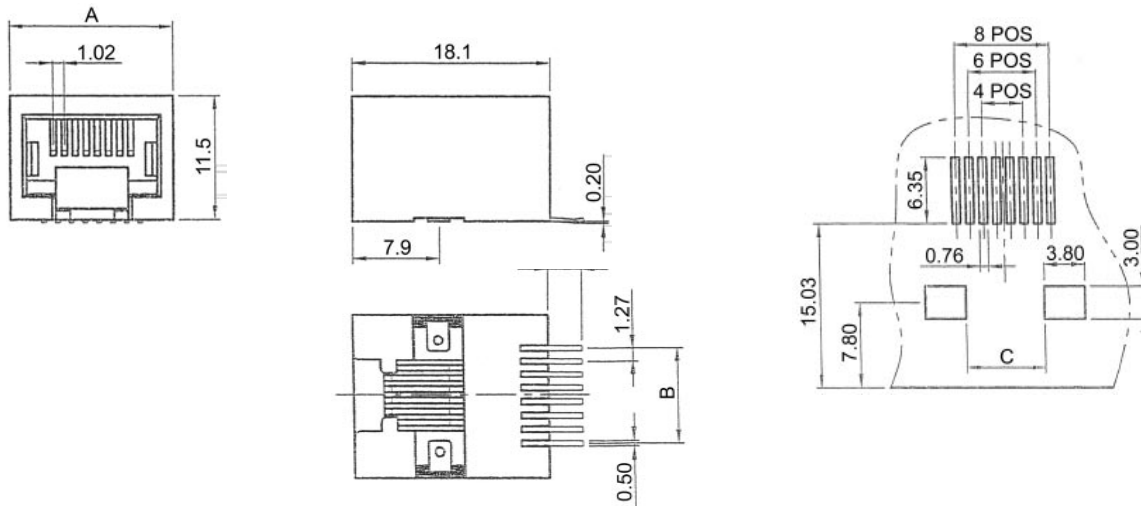
0 -4 poles (RJ11)  
 1 -6 poles (RJ12)\*  
 2 -8 poles (RJ45)\*

\*Standard



<b>Gehäuse</b> Nylon, glasfaserverstärkt, FR52, UL 94V-0	<b>Housing</b> Nylon, Glass filled, FR52, UL 94V-0
<b>Kontakte</b> Phosphorbronze	<b>Contacts</b> Phosphorbronze
<b>Kontakoberfläche</b> 6µ" Gold	<b>Contact finish</b> 6µ" gold plating
<b>Betriebstemperaturbereich</b> -40°C bis +125°C	<b>Operating temperature</b> -40°C to +125°C
<b>Stromennbelastung</b> 1.5A	<b>Current rating</b> 1.5A
<b>Betriebsspannung</b> 125V AC eff	<b>Voltage rating</b> 125V AC rms
<b>Verpackung</b> Rolle	<b>Packing</b> Reel

Dimensions			
No. of contacts	A	B	C
4 (RJ11)	11.20	3.81	3.20
6 (RJ12)	13.20	6.35	5.40
8 (RJ45)	15.10	8.89	7.38



Bestellcode : **A** - **2004** - **x** - **LP** - **SMD** - **B** Bitte „x“ durch die unten geeignete Option ersetzen  
 Ordercode : Please replace „x“ with appropriate option listed below

1.

1.

**Polzahl**

- 0 -4 polig (RJ11)
- 1 -6 polig (RJ12)\*
- 2 -8 polig (RJ45)\*

**No. of contacts**

- 0 -4 poles (RJ11)
- 1 -6 poles (RJ12)\*
- 2 -8 poles (RJ45)\*

\*Standard

# Modular Jacks, 180°, top entry



**Gehäuse**  
Polyester, glasfaserverstärkt

**Housing**  
Glass filled polyester

**Kontakte**  
Phosphorbronze

**Contacts**  
Phosphorbronze

**Kontaktoberfläche**  
6µ" Gold

**Contact finish**  
6µ" gold plating

**Betriebstemperaturbereich**  
-40°C bis +125°C

**Operating temperature**  
-40°C to +125°C

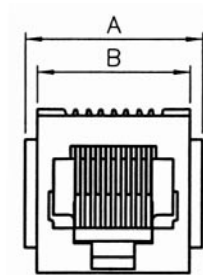
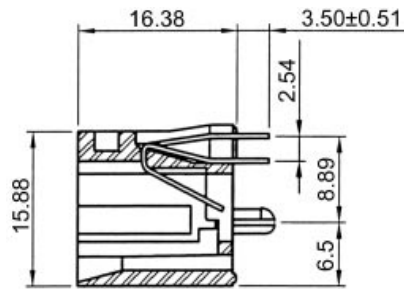
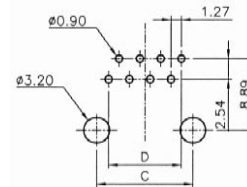
**Stromennbelastung**  
1.5A

**Current rating**  
1.5A

**Betriebsspannung**  
125V AC eff

**Voltage rating**  
125V AC rms

Dimensions				
No. of contacts	A	B	C	D
4 (RJ11)	13.97	11.43	7.62	3.81
6 (RJ12)	16.00	13.46	10.16	6.35
8 (RJ45)	17.84	15.36	11.43	8.89



Bestellcode : **A** - **2014** - **x**  
Ordercode :

Bitte „x“ durch die unten geeignete Option ersetzen  
Please replace „x“ with appropriate option listed below

1.

1.

**Polzahl**

- 0 -4 polig (RJ11)
- 1 -6 polig (RJ12)
- 2 -8 polig (RJ45)

**No. of contacts**

- 0 -4 poles (RJ11)
- 1 -6 poles (RJ12)
- 2 -8 poles (RJ45)



**Gehäuse**  
Polyester, glasfaserverstärkt,  
UL94V-0, Schwarz

**Housing**  
Polyester, glass filled,  
UL94V-0, Black

**Kontakte**  
Phosphorbronze

**Contacts**  
Phosphor bronze

**Kontaktfläche**  
6µ" Gold

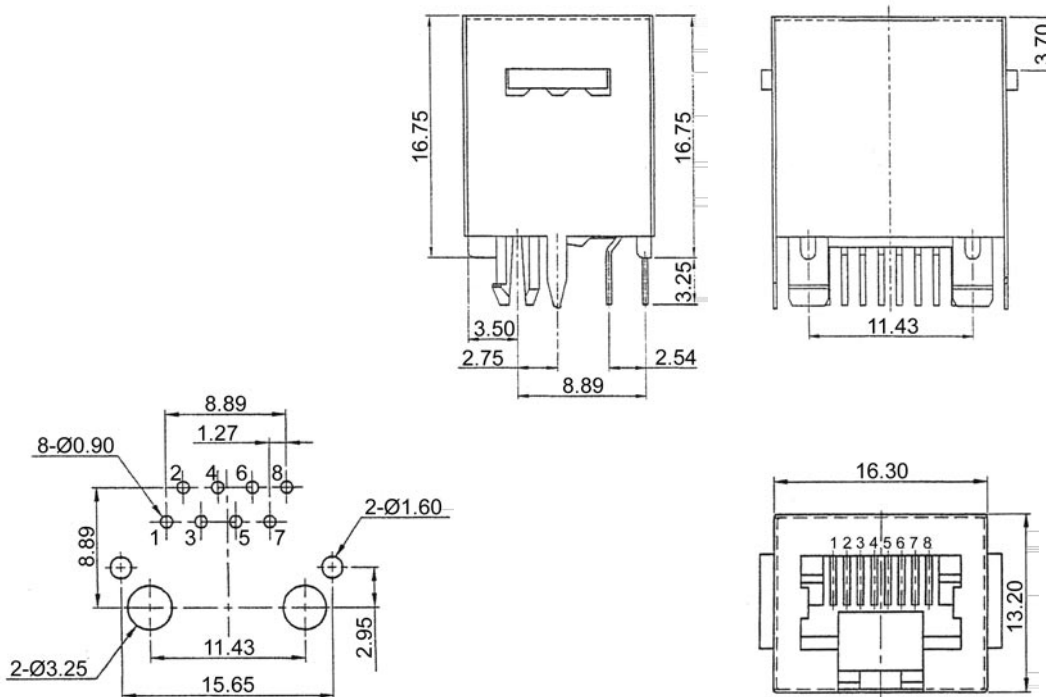
**Contact finish**  
6µ" gold

**Betriebstemperaturbereich**  
-40°C bis +125°C

**Operating temperature**  
-40°C to +125°C

**Strombelastbarkeit**  
1.5A

**Current rating**  
1.5A



Bestellcode : **A - 2014 - x - LP/FS**  
Ordercode :

Bitte „x“ durch die unten geeignete Option ersetzen  
Please replace „x“ with appropriate option listed below

1.

1.

**Polzahl**  
2 -8 polig (RJ45)

**No. of contacts**  
2 -8 poles (RJ45)



# Modular Jacks, 180°, for PCB mounting, SMD



**Gehäuse**  
Polyester, glasfaserverstärkt  
UL 94V-0

**Housing**  
Glass filled polyester  
UL 94V-0

**Kontakte**  
Phosphorbronze

**Contacts**  
Phosphorbronze

**Kontaktoberfläche**  
6µ" Gold

**Contact finish**  
6µ" gold plating

**Betriebstemperaturbereich**  
-40°C bis +125°C

**Operating temperature**  
-40°C to +125°C

**Stromennbelastung**  
1.5A

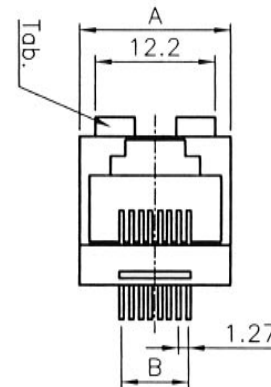
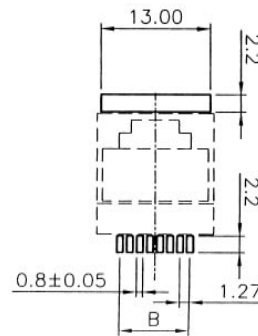
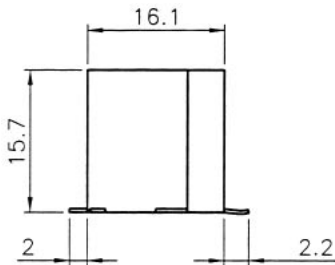
**Current rating**  
1.5A

**Betriebsspannung**  
125V AC eff.

**Voltage rating**  
125V AC rms

## Dimensions

No. of contacts	A	B
6 ( RJ12 )	13.20	6.35
8 ( RJ45 )	15.24	8.89



Bestellcode : **A** - **2014** - **x** - **SMT**  
Ordercode :

Bitte „x“ durch die unten geeignete Option ersetzen  
Please replace „x“ with appropriate option listed below

1.

1.

### Polzahl

- 1 -6 polig (RJ12)
- 2 -8 polig (RJ45)

### No. of contacts

- 1 -6 poles (RJ12)
- 2 -8 poles (RJ45)

Außer den auf den vorhergehenden Seiten gezeigten Standardtypen können wir Ihnen eine große Anzahl unterschiedlichster Versionen anbieten.

Als bedeutender Lieferant der Telekommunikationsindustrie können wir Ihre technischen Probleme durch kundenspezifische Produkte lösen.


Um Ihnen zu helfen, die richtige Type und Ausführung zu finden, nutzen Sie bitte den Bestellschlüssel auf Seite 93. Bitte geben Sie bei Ihrer Anfrage möglichst alle Optionen und eine Stückzahl an, damit Sie ein umfassendes und promptes Angebot zu Ihrem Wunschtypen erhalten.

In addition to the standard types shown on the previous pages we can offer a large number of different versions.

Being an important supplier to the telecommunication industry we can solve your technical problems through a custom designed product solution.

In order to help you to find the right type and design, please use the ordercode on page 93. Please mention in your inquiry as much as possible incl. quantity and you will receive a complete and prompt quotation according to the requested type.

**Produktbeispiele:  
Product Examples:**




# Modular Jacks - Overview

1.	<b>Ports</b> 1 - 8	<b>Ports</b> 1 - 8
2.	<b>Positionen pro Port</b> 4 -4 6 -6 8 -8 0 -10	<b>Positions per port</b> 4 -4 6 -6 8 -8 0 -10
3.	<b>Anzahl der Kontakte</b> 2 -2 4 -4 6 -6 8 -8 0 -10	<b>No. of contacts</b> 2 -2 4 -4 6 -6 8 -8 0 -10
4.	<b>Steckrichtung</b> 0 -seitlich gesteckt (90°) 1 -von oben gesteckt (180°) 2 -von unten gesteckt (-180°)	<b>Plug direction</b> 0 -side entry (90°) 1 -top entry (180°) 2 -bottom entry (-180°)
5.	<b>Panel stop</b> 0 -ohne Flansch 1 -mit Flansch	<b>panelstop</b> 0 -without flange 1 -with flange
6.	<b>Schirmung</b> 0 -ungeschirmt 1 -geschirmt 2 -teilgeschirmt	<b>Shielding</b> 0 -not shielded 1 -shielded 2 -partial shielded
7.	<b>Lötverfahren</b> 0 -Tauchlöt 1 -SMD	<b>Solder type</b> 0 -Dip solder 1 -SMT
8.	<b>Goldauflage</b> 1 -6µ" 2 -15µ" 3 -30µ"	<b>Gold plating</b> 1 -6µ" 2 -15µ" 3 -30µ"
9.	<b>Ausführung</b> 1 -Invers 0 -Normal	<b>Version</b> 1 -Invers 0 -Normal
10.	0 -Symetrisch 1 -DEC-Version	0 -Symetric 1 -DEC-version

Bitte „x“ durch die oben geeignete Option ersetzen - Please replace „x“ with appropriate option listed above

A - MJ - x - x - x - x - x - x - x - x - x - x

1. 2. 3. 4. 5. 6. 7. 8. 9. 10.



Diese Modularstecker sind geeignet für schnelle und einfache Selbstmontage. These plugs are suitable for quick and simple connecting.

Verfügbare Ausführungen:

Available versions:

- Stecker für Rundkabel
- Stecker für Flachbabel (D-form)

- Plugs for roundcable
- Plugs for flatcable (D-form)

Bestellcode : **A** - **MO** - **x** - **x**  
 Ordercode :

Bitte „x“ durch die unten geeignete Option ersetzen  
 Please replace „x“ with appropriate option listed below

1. 2.

1.

**Polzahl**

4/4  
6/4  
6/6  
8/8

**No. of contacts**

4/4  
6/4  
6/6  
8/8

2.

**Ausführung**

SF -Flachkabel  
 SR -Rundkabel  
 SFS -mit Schirmung  
 (nur 6/6&8/8)


**Version**

SF -Flatcable  
 SR -Roundcable  
 SFS -with shield  
 (only 6/6&8/8)

**DEC-Einbaubuchsen und Stecker nur auf Anfrage**

**DEC-Jacks and plugs only on request**

## Knickschutzhüllen für 8P8C Modularstecker Cable boots for 8P8C Modular Plugs



Diese Knickschutzhüllen für 8P8C Modularstecker, sind geeignet für geschirmte und ungeschirmte Modularstecker.  
**Nicht für Hirose-Typ!**

These cable boots for 8P8C modular plugs, are suitable for shielded and non-shielded modular plugs.  
**Not for Hirose-Type!**

Bestellcode : **A** - **MOT** - **x** - **8/8**  
 Ordercode :

Bitte „x“ durch die unten geeignete Option ersetzen  
 Please replace „x“ with appropriate option listed below

1.

1.

**Farbe**

R -Rot  
 G -Grün  
 B -Blau  
 Y -Gelb  
 E -Grau  
 - -Schwarz

**Colour**

R -red  
 G -green  
 B -blue  
 Y -yellow  
 E -grey  
 - -black

# Modular communication cable, D-Form

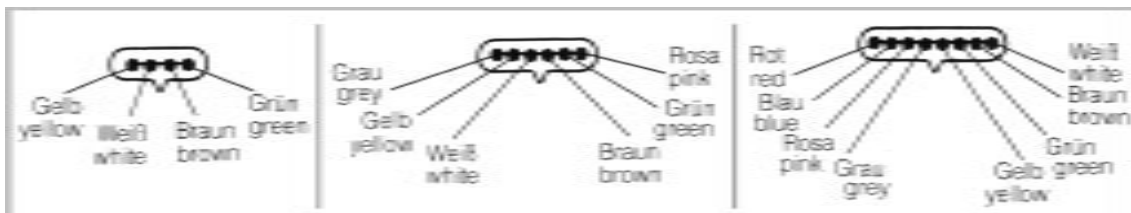


## Merkmale:

- Modularkabel ungeschirmt
- AWG 26, mit 4, 6 oder 8 Adern
- 100m per Rolle
- Farbe : Schwarz mit farblich kodierten Leitungen

## Features:

- Modular cable unshielded
- AWG 26, with 4, 6 or 8 wires
- 100m per reel
- Colour : Black with colour coded wires



Bestellcode : **AT - K - 18 - x**  
 Ordercode :

Bitte „x“ durch die unten geeignete Option ersetzen  
 Please replace „x“ with appropriate option listed below

1.

1.

**Anzahl der Leitungen**  
 01 -4 adrig  
 02 -6 adrig  
 03 -8 adrig

**No. of wires**  
 01 -4 wires  
 02 -6 wires  
 03 -8 wires

**Andere Länge per Rolle, Ausführungen und Farben auf Anfrage**

**Other length per reel, versions and colours on request**

Neben Standardkabeln fertigen wir Kabelkonfektionen speziell nach Kundenspezifikation.

Ein äußerst flexibles und kostengünstiges System von automatischer und manueller Fertigung bietet Ihnen

- wettbewerbsfähige Preise
- hohe Qualität mit 100% elektrischer Prüfung und Zertifizierung auf Wunsch
- Bedruckung von Kabel und Steckern





**Senden Sie uns Ihre Anfrage.**

Apart from standard cables, special cables can be assembled upon acc. to customers specification.

An extremely flexible and cost-effective system of automatic and manual production offers you

- competitive pricing
- high quality with 100% electrical testing and certification on request
- printing on cables and connectors


**Please send your enquiry**



# Modular Connectors and Adapters

## Modular Plugs for Round Cable


Various versions, shielded and unshielded types available.



A-MO 4/4 SR	RJ-11 4P4C, Unshielded
A-MO 6/4 SR	RJ-12 6P4C, Unshielded
A-MO 8/8 SR	RJ-45 8P8C, Unshielded
A-MO 8/8 SRS	RJ-45 8P8C, Shielded, CAT5e

## “Hirose” Quality Plug


Fully shielded with strain relief and kink protection boot (black), suitable for CAT 5e.



A-MO 8/8 HRS	CAT 5e, incl. Comb and Boot
--------------	-----------------------------

## CAT 6 Modular Plugs for Round Cable

- UL certified, tested according to LINK Performance class D.
- Up to 300 MHz, shielded and unshielded types available.
- Incl. hood color gray, suitable for CAT 6.



A-MO6 8/8 SR	8P8C, Unshielded
A-MO6 8/8 SRS	8P8C, Shielded

## CAT 6 Modular Couplers


- 2 x RJ-45 female.
- Shielded version.
- Tested according to LINK Performance class D, cable length max. 2 x 30m.



AT-AG6 8/8	8P8C, CAT 6
AT-AG6 8/8CROSS	8P8C, CAT 6, Crossover

## Modular Plugs for Flat Cable

Various designs, shielded and unshielded types available.



A-MO 4/4 SF	RJ-11 4P4C, Unshielded
A-MO 6/4 SF	RJ-12 6P4C, Unshielded
A-MO 6/6 SF	RJ-12 6P6C, Unshielded
A-MO 8/8 SF	RJ-45 8P8C, Unshielded
A-MO 8/8 SFS	RJ-45 8P8C, Shielded, CAT5e

## CAT 6 „Hirose“ Modular Plug

- Fully shielded with strain relief and kink protection boot (black).
- UL certified, tested according to LINK Performance class D.
- Up to 300 MHz, suitable for CAT 6.



A-MO6 8/8 HRS	CAT 6, incl. Comb and Boot
---------------	----------------------------

## Modular Coupler

2 x RJ female, assignment 1:1, unshielded and shielded CAT 5e, and “Crossover”.



AT-A 6/6	6P6C
AT-A 8/8	8P8C
AT-AG 8/8	8P8C, CAT 5e
AT-AA 6/6	6P6C, Crossover
AT-AG 8/8CROSS	8P8C, CAT 5e, Crossover

## Modular Couplers, Shielded

Three RJ45 female, 8P8C, CAT 5e, available in unshielded and double shielded versions.



AT-AG 2x8/8	3 x RJ45 Female, Double Shielded
AT-AT 8/8	3 x RJ45 Female, Unshielded

### LSA+ Connection Box, CAT 5e

Connection box in metal plastic case for connection of twisted pair cables. The connection will be made via LSA+ strips. Integrated strain relief.



**AT-ALSA-M** Connection Box, CAT 5e, metal

### Keystone Jack, Shielded

RJ 45 female for patch panel installation, CAT 5e, to RJ45 female or for cable connection via LSA+ strips with strain relief.



**AT-AG KEY** RJ45 to LSA+ Strip, CAT 5e  
**AT-AG PAN** 2 x RJ45 Female, CAT 5e

### CAT 6 Keystone Jack, Unshielded & Shielded


Tested according to LINK Performance class D, up to 300 MHz, UL certified, for patch panel snap-in mount.



**AT-AG KEY6-U** RJ45 to LSA+ Strip, unshielded  
**AT-AG KEY6-FS** RJ45 to LSA+ Strip, shielded

### LSA+ Connection Box, CAT 6

Connection box in metal case for connection of twisted pair cables. The connection will be made via LSA+ strips. Integrated strain relief.



**AT-ALSA6-M** Connection Box, CAT 6, metal

### CAT 5e Patch Cable Adapters, Shielded

**AT-AG Cx2** assignment:

CAT 5e, 1:1 assigned.

**AT-AG Cx2 NEW** assignment:

CAT 5e, 1-1, 2-2, 3-3, 4-1, 5-2, 6-6, 7-3, 8-6



**AT-AG Cx2** 2 x RJ45 female  
**AT-AG Cx2NEW** 2 x RJ45 female

### 9-Pin DSUB Modular Adapter


Free selctable assignment, RJ ⇔ DSUB, PVC housing, color beige.



**AT-23065** DSUB 9 Female ⇔ RJ12  
**AT-23066** DSUB 9 Male ⇔ RJ45  
**AT-23067** DSUB 9 Female ⇔ RJ45

### DSUB ⇔ RJ45 Modular Adapter, Shielded


RJ45 female ⇔ DSUB 9 or DSUB 25, shielded boots, with thumb screws, 9-wire (8 x connection, 1 x shielding).



**AT-23256-9** DSUB 9 Male ⇔ RJ45  
**AT-23257-9** DSUB 9 Female ⇔ RJ45

### 25-Pin DSUB Modular Adapter

Free selctable assignment, RJ ⇔ DSUB, PVC housing, color beige.



**AT-23054** DSUB 25 Male ⇔ RJ45  
**AT-23055** DSUB 25 Female ⇔ RJ45



# LSA+ Terminal Block Pressing Tool, Crimping Tools

## LSA+ Punch Down Tool


Punch down tool for "Krone" LSA+ strips, cable insulation and cutting of the extending cable ends. Pressure adjustable.



**A-LSA-K** Krone LSA+ Punch Down Tool  
**A-LSA-NEW1** LSA+ Punch Down Tool

## MULTI Modular Crimping Tool, Solid Metal

MULTI crimping tool incl. cable cutter and insulation stripper. Crimps 8P8C-RJ45; 6P6C-RJ12; 6P4C-RJ11; 4P4C; 4P2C; & 6P6C-DEC; and shielded 8P8C-RJ45, modular plugs.



**A-SK MMI** MULTI Modular Crimping Tool

## PREMIUM Modular Crimping Tool

Installation tool for modular plugs and for stripping insulation and cutting the cable. Robust metal design.



**A-SK 314I** Crimping Tool for 4P4C and 6P4C  
**A-SK 315I** Crimping Tool for 6P4C and 8P8C

## Crimping Tool For Coaxial Plugs

For BNC, TNC, UHF, N, Twinax contacts, RG58, RG62, etc. Inner wire  $\varnothing$  0.3 - 0.7 mm / outer  $\varnothing$  5 - 5.15 mm.



**A-SK 10** Crimping Tool for Coaxial Plugs

High quality pressing tool for "Type 110" terminal blocks and Keystone jacks.



**A-LSA** Terminal Block Pressing Tool

## Modular Crimping Tool


Installation tool for modular plugs and for cutting and stripping cable insulation.



**A-SK 311I** Modular Crimping Tool for 6P4C and 6P6C  
**A-SK 312I** Modular Crimping Tool for 8P8C

## Modular Crimping Tool for "Hirose" Plugs

Contacts, strain relief and latches are crimped in one step.



**A-SK HRS** Crimping Tool for "Hirose" Plugs

## Modular Tool Set in Case

Consists of A-SK MM (multi modular crimping tool) and A-SK 50 (stripper) together with a plastic case with compartments for 20 x 8P8C plugs, 20 x 6P6C and 40 x 4P4C (unshielded plugs included).



**A-SK KIT1** Modular Tool Set

### Modular Cable Tester, RJ45 & BNC



- Test function for cables with RJ45, RJ12, RJ11 male plugs.
- Tests: continuity, assignment, pairing and shielding.
- Line / voltage detection.
- Main device with 2 x RJ45, 1 x BNC female, remote unit with 1 x RJ45, female.
- Even already laid cable can be tested with the remote unit.
- Various LEDs for status display, operates with 9 Volt block battery.
- Includes synthetic leather carry case.

ACT-LAN-CT

Modular Cable Tester, RJ45 & BNC

### Network Cable Tester, RJ45 & BNC



- Test function for cable with RJ45/11 UTP/STP and BNC male plugs, patch panels and modular wall Outlets.
- Coaxial cable test with BNC adapter.
- Manual or automatic testing.
- Tests: continuity, assignment, shielding and pairing as per EIA/TIA 356A / 568A / 568B / Token Ring.
- Main device with 2 x RJ45 female, remote unit with 1 x RJ45 female.
- Even already laid cable can be tested with the remote unit.
- Includes carry case and BNC adapter.

ACT-LAN-PRO

Network Cable Tester, RJ45 & BNC

### Premium Network Cable Tester, RJ45, BNC



- Backlit LCD display.
- 2 x RJ45 connections
- Remote unit with 1 x RJ45 connection.
- Preset test modes for 10(100)Base-T, Token Ring, TP-PMD, AT&T 258A, EIA/TIA-568A/B USOC, 10Base-2 (BNC).
- 4 additional user test modes can be configured.
- Tests assignment, pairs, connection and shielding.
- Terminator loopback test, cable testing with up to 16 remote units.
- Automatic cable identification.
- Delivery includes 2 RJ45 / BNC adapters, 30 cm patch cable and storage bag.

ACT-LCS-400

Premium Network Cable Tester

ACT-TERM4004

Set, 3 Remote Module (ID2-4)

ACT-TERM4008

Set, 4 Remote Module (ID5-8)

### DIGITUS Network and Communication Cable Tester, RJ45 and BNC



- Test function for cables with RJ45, RJ12, RJ11 and BNC male plugs.
- Auto-scan and step by step testing.
- Test notes:
  - loop-back: for testing and localising of already laid network or communication cables.
  - continuity: for continuity testing of network and communication cables.
  - open: for localising of disconnected single wires.
  - shorts: locating of short-circuited single wires.
  - miss-wire: identification of non-conform wire assignment.
  - pin to pin configuration: assignment testing.
- Main device with 2 x RJ45 female, remote unit with 1 x RJ45 female.
- Various LEDs for status display, operation with 9 Volt block battery.
- Deliverr includes two-language manual and modular BNC adapter.

DN-14001

Cable Tester, RJ-45 and BNC


Part. No.	Con-sole	PCs	Connection Type	Cable	Housing Type	KB / Mouse Emulation	On Screen Display	Daisy Chain	Max. Video Resolution	Special Features	Page No.
DC MPC 2000	1	2	PS/2	Cable included	Mini	yes	no	no	1600 x 1200		71
DC IC612	1	2	PS/2	Cable included	Mini	yes	no	no	1920 x 1440		71
DC IC614	1	4	PS/2	Cable included	Mini	yes	no	no	1920 x 1440		71
DC IC812I	1	2	PS/2	D1	Desktop	yes	no	64 PC	1920 x 1440		71
DC IC814I	1	4	PS/2	D1	Desktop	yes	no	64 PC	1920 x 1440		71
DC IC818I	1	8	PS/2	D1	Desktop	yes	no	64 PC	1920 x 1440		71
DC IC812IA	1	2	PS/2	Cable included	Desktop	yes	no	64 PC	1920 x 1440	Audio	71
DC IC814IA	1	4	PS/2	Cable included	Desktop	yes	no	64 PC	1920 x 1440	Audio	71
DC IC818I-OSD	1	8	PS/2	D1	Desktop	yes	yes	64 PC	1920 x 1440		72
DC IC8116I	1	16	PS/2	D2	Desktop	yes	yes	64 PC	1920 x 1440		72
DC USB102	1	2	USB	D3	Desktop	no	no	no	1280 x 1024	Hot Key, USB 1.1 Hub	70
DC USB104	1	4	USB	D3	Desktop	no	no	no	1280 x 1024	Hot Key, USB 1.1 Hub	70
AB DVI-102	1	2	PS/2	U1	Desktop	yes	no	no	1600 x 1200	only for DIGITAL TFT	72
AB DVI-104	1	4	PS/2	U1	Desktop	yes	no	no	1600 x 1200	only for DIGITAL TFT	72

### Overview for Digitus and DVI KVM Switch Cable

The following KVM Switches are shipped with all necessary cable:  
DC MPC2000, DC IC612, DC IC614, DC IC812IA, DC IC814IA


#### DC IC812I, DC IC814I, DC IC818I, DC IC818I-OSD

AK 806/LC	4 X MINIDIN 6 M/M, 2 X HDSUB 15 M/F	1,8m
AK 807/LC	4 X MINIDIN 6 M/M, 2 X HDSUB 15 M/F	3,0m
AK 80605	4 X MINIDIN 6 M/M, 2 X HDSUB 15 M/F	5,0m
AK 80607	4 X MINIDIN 6 M/M, 2 X HDSUB 15 M/F	7,0m
AK 80610	4 X MINIDIN 6 M/M, 2 X HDSUB 15 M/F	10,0m



#### DC IC8116I

AK 8116-018	DSUB 26 M - 2 X MINIDIN 6 M/M, 1 X HDSUB 15 M	1,8m
AK 8116-030	DSUB 26 M - 2 X MINIDIN 6 M/M, 1 X HDSUB 15 M	3,0m
AK 8116-050	DSUB 26 M - 2 X MINIDIN 6 M/M, 1 X HDSUB 15 M	5,0m
AK 8116-070	DSUB 26 M - 2 X MINIDIN 6 M/M, 1 X HDSUB 15 M	7,0m
AK 8116-0100	DSUB 26 M - 2 X MINIDIN 6 M/M, 1 X HDSUB 15 M	10,0m



#### DC USB102, DC USB104

AK 672-1	USB A/M - USB B/M, 1,0 m
AK 672	USB A/M - USB B/M, 2,0 m
AK 672-3	USB A/M - USB B/M, 3,0 m
AK 672-5	USB A/M - USB B/M, 5,0 m
AK 3220X	HDSUB 15/F - HDSUB 15/M, 1,8m
AK 3730X	HDSUB 15/F - HDSUB 15/M, 3,0m
AK 3740X	HDSUB 15/F - HDSUB 15/M, 5,0m
AK 3750X	HDSUB 15/F - HDSUB 15/M, 10,0m



#### DC VS812, DC VS814, DC VS818, DC VS8116, DC VS812PF, DC VS814PF, DC VS818PF, DC VS8116PF

AK 3220X	HDSUB 15/F - HDSUB 15/M, 1,8m
AK 3730X	HDSUB 15/F - HDSUB 15/M, 3,0m
AK 3740X	HDSUB 15/F - HDSUB 15/M, 5,0m
AK 3750X	HDSUB 15/F - HDSUB 15/M, 10,0m

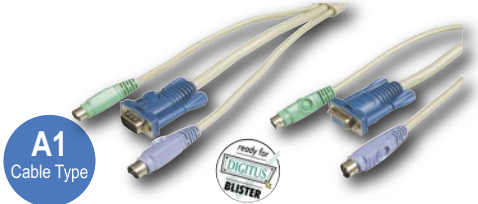


#### AB DVI-102, AB DVI-104

AK 626	DVI-D(24+1)/M - DVI-D (24+1)/F, 2,0m
AK 626-3	DVI-D(24+1)/M - DVI-D (24+1)/F, 3,0m
AK 626-5	DVI-D(24+1)/M - DVI-D (24+1)/F, 5,0m
AK 626-10	DVI-D(24+1)/M - DVI-D (24+1)/F, 10,0m
AK 678 2M	2 X MINIDIN 6 M/M, 2,0m
AK 678 3M	2 X MINIDIN 6 M/M, 3,0m
AK 679	2 X MINIDIN 6 M/M, 5,0m
AK 679-10G	2 X MINIDIN 6 M/M, 10,0m




Part. No.	Con- sole	PCs	Connection Type	Cable	Housing Type	KB / Mouse Emulation	On Screen Display	Daisy Chain	Max. Video Resolution	Special Features	Page No.
AB MV2	1	2	PS/2	A1	Mini	yes	no	no	1920 x 1440		74
AB MV4	1	4	PS/2	A1	Mini	yes	no	no	1920 x 1440		74
AB 817	1	2	PS/2	A1	Mini	yes	no	no	1920 x 1440		74
ASS-CS172	1	2	PS/2	A1	Mini	yes	no	no	1920 x 1440	Add. USB ports	74
ASS-CS124A	1	4	PS/2	A1	Desktop	yes	no	64 PC	1920 x 1440	OPT. 19" frame	74
ASS-CS128A	1	8	PS/2	A2	Desktop	yes	no	512 PC	1920 x 1440	OPT. 19" frame	74
ASS-CS114A	1	4	PS/2	A1	Desktop	yes	yes	64 PC	1920 x 1440	Opt. 19" frame	75
AB 818OSD	1	8	PS/2	A2	Desktop	yes	yes	512 PC	1920 x 1440		75
ASS-CS1008	1	8	PS/2	A3	19"	yes	yes	256 PC	1920 x 1440		75
AB 818OSD-16	1	16	PS/2	A2	19"	yes	yes	512 PC	1920 x 1440		75
ASS-CS228	2	8	PS/2	A3	19"	yes	yes	no	1920 x 1440	2 x console	75
ASS-CS428	4	8	PS/2	A3	19"	yes	yes	no	1920 x 1440	4 x console	75
ASS-CS9134	2/4	4	PS/2	A1	19"	yes	yes	64 PC	1920 x1440	2 / 4 x console	75
ASS-CS9138	2/4	8	PS/2	A1	19"	yes	yes	512 PC	1920 x 1440	2 / 4 x console	75
ASS-CS1216	1	16	PS/2	A4	19"	yes	yes	512 PC	1920 x 1440	7 - Segment Display	76
ASS-CS1208	1	8	PS/2	A4	19"	yes	yes	512 PC	1024 x 768	TFT 15", KB, Mouse	76
ASS-CS1216LG	1	16	PS/2	A4	19"	yes	yes	512 PC	1024 x 768	TFT 15", KB, Mouse	76
ASS-CS1804	1	4	SUN	A5	19"	yes	yes	64 PC	1920 x 1440	SUN	76
ASS-CS1808	1	8	SUN	A5	19"	yes	yes	512 PC	1920 x 1440	SUN	76



**AB MV-2, AB MV-4, AB 817, AS-CS172, AB 819, AB 812-2, ASS-CS114A, ASS-CS124A, ASS-CS9134, ASS-CS9138, AB 818OSD**

<b>AK 806/LC</b>	4 X MINIDIN 6 M/M, 2 X HDSUB 15 M/F	1,8m
<b>AK 807/LC</b>	4 X MINIDIN 6 M/M, 2 X HDSUB 15 M/F	3,0m
<b>AK 80605</b>	4 X MINIDIN 6 M/M, 2 X HDSUB 15 M/F	5,0m
<b>AK 80607</b>	4 X MINIDIN 6 M/M, 2 X HDSUB 15 M/F	7,0m
<b>AK 80610</b>	4 X MINIDIN 6 M/M, 2 X HDSUB 15 M/F	10,0m



**ASS-CS128A, AB 818, ASS-CS1008, AB 818OSD-16**

<b>AK 818-PP-18LC</b>	DSUB 25 M - 1 X HDSUB 15 M, 2 X MINIDIN 6 M/M, 1,8m
<b>AK 818-PP-3LC</b>	DSUB 25 M - 1 X HDSUB 15 M, 2 X MINIDIN 6 M/M, 3,0m
<b>AK 818-PP-5LC</b>	DSUB 25 M - 1 X HDSUB 15 M, 2 X MINIDIN 6 M/M, 5,0m
<b>AK 818-PP-10LC</b>	DSUB 25 M - 1 X HDSUB 15 M, 2 X MINIDIN 6 M/M, 10,0m



**ASS-CS1008, AB 818OSD-16, ASS-CS228, ASS-CS428**

<b>AK 81816-015</b>	DSUB 25 M - 1 x HDSUB 15 M, 2 x MINIDIN 6 M/M, 2 x 3,5mm Stereo Plug, 1,5m
<b>AK 81816-030</b>	DSUB 25 M - 1 x HDSUB 15 M, 2 x MINIDIN 6 M/M, 2 x 3,5mm Stereo Plug, 3,0m
<b>AK 81816-050</b>	DSUB 25 M - 1 x HDSUB 15 M, 2 x MINIDIN 6 M/M, 2 x 3,5mm Stereo Plug, 5,0m
<b>AK 81816-100</b>	DSUB 25 M - 1 x HDSUB 15 M, 2 x MINIDIN 6 M/M, 2 x 3,5mm Stereo Plug, 10,0m



**ASS-CS1216, ASS-CS1208, ASS-CS-1216LG**

<b>AK 2L-5201P</b>	SPDB 15 M - x HDSUB 15 M, 2 x MINIDIN 6 M/M, 1,2m
<b>AK 2L-5202P</b>	SPDB 15 M - x HDSUB 15 M, 2 x MINIDIN 6 M/M, 1,8m
<b>AK 2L-5203P</b>	SPDB 15 M - x HDSUB 15 M, 2 x MINIDIN 6 M/M, 3,0m
<b>AK 2L-5206P</b>	SPDB 15 M - x HDSUB 15 M, 2 x MINIDIN 6 M/M, 6,0m
<b>AK 2L-5210P</b>	SPDB 15 M - x HDSUB 15 M, 2 x MINIDIN 6 M/M, 10,0m



**ASS-CS1804, ASS-CS1808**

<b>AK 2L-1303M</b>	DSUB 25 M - 1 x HDSUB 15 M, 2 x MINIDIN 6 M/M, 3,0m
<b>AK 2L-1306M</b>	DSUB 25 M - 1 x HDSUB 15 M, 2 x MINIDIN 6 M/M, 6,0m



**AB 509, AB 510, AB 522, AB 509/350, AB 510-350, AB 522/300**

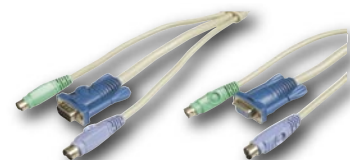
<b>AK 3220X</b>	HDSUB 15/F - HDSUB 15/M, 1,8m
<b>AK 3730X</b>	HDSUB 15/F - HDSUB 15/M, 3,0m
<b>AK 3740X</b>	HDSUB 15/F - HDSUB 15/M, 5,0m
<b>AK 3750X</b>	HDSUB 15/F - HDSUB 15/M, 10,0m

# KVM Switch Overview

Part No.	Con-sole	PCs	Connection Type	Cable	Housing Type	KB / Mouse Emulation	On Screen Display	Daisy Chain	Max. Video Resolution	Special Features	Page No.
AB CS2	1	2	PS/2	R1	Desktop	yes	no	64 PC	1600 x 1200	PS/2, SUN, MAC	80
AB CS4	1	4	PS/2	R1	Desktop	yes	no	64 PC	1600 x 1200	PS/2, SUN, MAC	80
AB CS8	1	8	PS/2	R1	Desktop	yes	no	64 PC	1600 x 1200	PS/2, SUN, MAC	80
AB CS2R	1	2	PS/2	R1	19"	yes	no	64 PC	1600 x 1200	PS/2, SUN, MAC	80
AB CS4R	1	4	PS/2	R1	19"	yes	no	64 PC	1600 x 1200	PS/2, SUN, MAC	80
AB CS8R	1	8	PS/2	R1	19"	yes	no	64 PC	1600 x 1200	PS/2, SUN, MAC	80
AB MCC4	1	4	PS/2	R1	Desktop	yes	yes	256 PC	1600 x 1200	PS/2, SUN, MAC	80
AB MCC8	1	8	PS/2	R1	Desktop	yes	yes	256 PC	1600 x 1200	PS/2, SUN, MAC	80
AB MCC16	1	16	PS/2	R1	Desktop	yes	yes	256 PC	1600 x 1200	PS/2, SUN, MAC	80
AB MCC4R	1	4	PS/2	R1	19"	yes	yes	256 PC	1600 x 1200	PS/2, SUN, MAC	80
AB MCC8R	1	8	PS/2	R1	19"	yes	yes	256 PC	1600 x 1200	PS/2, SUN, MAC	80
AB MCC16R	1	16	PS/2	R1	19"	yes	yes	256 PC	1600 x 1200	PS/2, SUN, MAC	80
AB MCC8RD	1	8	PS/2	R1	19"	yes	yes	256 PC	1600 x 1200	PS/2, SUN, MAC, 48V	81
AB MCC16RD	1	16	PS/2	R1	19"	yes	yes	256 PC	1600 x 1200	PS/2, SUN, MAC, 48V	81
AB MX48	4	8	PS/2	R1	19"	yes	yes	1024 PC	1600 x 1200	PS/2, SUN, MAC	81
AB MX416	4	16	PS/2	R1	19"	yes	yes	1024 PC	1600 x 1200	PS/2, SUN, MAC	81
AB MX432	4	32	PS/2	R1	19"	yes	yes	1024 PC	1600 x 1200	PS/2, SUN, MAC	81
AB SMX18	1	8	SUN	R2 / R4	19"	yes	yes	256 PC	1600 x 1200	SUN	81
AB SMX28	2	8	SUN	R2 / R4	19"	yes	yes	256 PC	1600 x 1200	SUN	81
AB SMX416	4	16	SUN	R2 / R4	19"	yes	yes	256 PC	1600 x 1200	SUN	81
AB SW2	1	2	PS/2	R3	Desktop	yes	no	no	1600 x 1200		81
AB SW4	1	4	PS/2	R3	Desktop	yes	no	no	1600 x 1200		81
AB UMT8	8	32	PS/2, SUN	CAT 5E	19"	yes	yes	2048	1600 x 1200	CAT 5E cable	82
AB Z4200U	1	42	PS/2, SUN	CAT 5E	Desktop	yes	yes	no	1600 x 1200	CAT 5E cable	82
AB MXU28	2	8	PS/2	R1	19"	yes	yes	128 PC	1600 x 1200	PS/2, SUN, MAC	83
AB MXU216	2	16	PS/2	R1	19"	yes	yes	256 PC	1600 x 1200	PS/2, SUN, MAC	83

**AB CS2, AB CS4, AB CS8, AB CS2R, AB CS4R, AB CS8R, AB MCC4, AB MCC8, AB MCC16, AB MCC4R, AB MCC8R, AB MCC16R, AB MCC8RD, AB MCC16RD, AB MX48, AB MX416, AB MX432, AB MXU28, AB MXU216**

<b>AK CCP06</b>	4 X MINIDIN 6 M/M, 2 X HDSUB 15 M/F,	0,6m
<b>AK CCP20</b>	4 X MINIDIN 6 M/M, 2 X HDSUB 15 M/F,	2,0m
<b>AK CCP40</b>	4 X MINIDIN 6 M/M, 2 X HDSUB 15 M/F,	4,0m
<b>AK CCP60</b>	4 X MINIDIN 6 M/M, 2 X HDSUB 15 M/F,	6,0m




**R1**  
Cable-Type

**AB SMX18, AB SMX28, AB SMX416**

Connection cable PC:

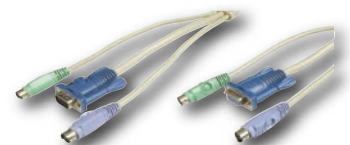
<b>AK CCS06</b>	DSUB 25 M - 2 X MINIDIN 8 M, 1 X 13W3,	0,6m
<b>AK CCS20</b>	DSUB 25 M - 2 X MINIDIN 8 M, 1 X 13W3,	2,0m
<b>AK CCS40</b>	DSUB 25 M - 2 X MINIDIN 8 M, 1 X 13W3,	4,0m
<b>AK CCS60</b>	DSUB 25 M - 2 X MINIDIN 8 M, 1 X 13W3,	6,0m



**R2**  
Cable-Type

**AB SW2, AB SW4**

<b>AK CSK18</b>	4 X MINIDIN 6 M/M, 2 X HDSUB 15 M/F,	1,8m
<b>AK CSK30</b>	4 X MINIDIN 6 M/M, 2 X HDSUB 15 M/F,	3,0m



**R3**  
Cable-Type


**AB SMX18, AB SMX28, AB SMX416**

Connection cable console:

<b>AK CCS06F</b>	DSUB 25 M - 2 X MINIDIN 8 F, 1 X 13W3	0,6m
<b>AK CCS20F</b>	DSUB 25 M - 2 X MINIDIN 8 F, 1 X 13W3	2,0m
<b>AK CCS40F</b>	DSUB 25 M - 2 X MINIDIN 8 F, 1 X 13W3	4,0m
<b>AK CCS60F</b>	DSUB 25 M - 2 X MINIDIN 8 F, 1 X 13W3	6,0m



**R4**  
Cable-Type




### Printer Cable, Parallel

DSUB 25-pin, male ⇔ CENT 36-pin, male

Snap hoods.

Cable 25-wire, shielded.

<b>AK 101</b>	1,8 m
<b>AK 102</b>	3,0 m
<b>AK 103</b>	5,0 m
<b>AK 104</b>	7,0 m
<b>AK 105</b>	10,0 m



### Printer Cable, Parallel


DSUB 25-pin, male ⇔ CENT 36-pin, male

Molded hoods.

Cable 25-wire, shielded.



<b>AK 108</b>	2,0 m
<b>AK 127</b>	3,0 m
<b>AK 158</b>	5,0 m
<b>AK 159</b>	7,0 m
<b>AK 160</b>	10,0 m




### Printer Cable, Parallel, with Ferrite Core

DSUB 25-pin, male ⇔ CENT 36-pin, male

Molded hoods.

Cable 25-wire, shielded, with ferrite core.

<b>AK 101 F</b>	1,8 m
-----------------	-------



### Printer Cable, Parallel, Right / Left Angled

DSUB 25-pin, male ⇔ CENT 36-pin, male


Molded hoods.

Right angled = AK 525.

Left angled = AK 525 L.

Cable 25-wire, shielded.

<b>AK 525</b>	2,0 m
<b>AK 525 L</b>	2,0 m




### Printer Cable, Serial

DSUB 9-pin, female ⇔ DSUB 25-pin, male

Snap hoods.

Cable 8-wire, shielded.

<b>AK 150</b>	3,0 m
---------------	-------



### IEEE 1284 Bi-directional Printer Cable

DSUB 25-pin, male ⇔ CENT 36-pin, male

Molded hoods.

UL20276, twisted pair cable, double shielded.

Assignment as per IEEE 1284, supports EPP interfaces.



<b>AK 711</b>	1,8 m
<b>AK 712</b>	3,0 m
<b>AK 713</b>	5,0 m

# IEEE 1284 Printer Cables and Connection Cables

## IEEE 1284 Special Printer Cable


DSUB 25-pin, male ⇔ CENT 36-pin, HP, male

Molded hoods.

UL20276, twisted pair cable, double shielded.

Assignment as per IEEE 1284, supports EPP interfaces.

AK 706	1,8 m
AK 707	3,0 m



## IEEE 1284 Bi-directional Extension Cable


DSUB 25-pin, male ⇔ DSUB 25-pin, female

Molded hoods.

UL20276, twisted pair cable, double shielded.

Assignment as per IEEE 1284, supports EPP interfaces.

AK 733	1,8 m
AK 734	3,0 m
AK 735	5,0 m



## IEEE 1284 Bi-directional Connection Cable


DSUB 25-pin, male ⇔ DSUB 25-pin, male

Molded hoods.

UL20276, twisted pair cable, double shielded.

Assignment as per IEEE 1284, supports EPP interfaces.

AK 736	1,8 m
AK 737	3,0 m
AK 738	5,0 m




## Connection Cable for 25-pin Interface, Serial / Parallel

DSUB 25-pin, male ⇔ DSUB 25-pin, male

Snap hoods.

Cable 25-wire, shielded, assignment 1:1.

AK 401	2,0 m
AK 508	3,0 m
AK 402	5,0 m
AK 403	7,0 m
AK 403	10,0 m




## Extension Cable for 25-pin Interface, Serial / Parallel

DSUB 25-pin, male ⇔ DSUB 25-pin, female

Snap hoods.

Cable 25-wire, shielded, assignment 1:1.

AK 404	2,0 m
AK 526	3,0 m
AK 405	5,0 m
AK 406	7,0 m



## Extension Cable for 25-pin Interface, Serial / Parallel


DSUB 25-pin, male ⇔ DSUB 25-pin, female

Molded hoods.

Cable 25-wire, shielded, assignment 1:1.

AK 135	2,0 m
AK 166	3,0 m
AK 136	5,0 m
AK 168	10,0 m





### Connection Cable for 25-pin Interface, Serial / Parallel


DSUB 25-pin, male ↔ DSUB 25-pin, male

Molded hoods.

Cable 25-wire, shielded, assignment 1:1.



AK 137	2,0 m
AK 162	3,0 m
AK 154	5,0 m
AK 163	7,0 m
AK 164	10,0 m



### Null Modem Cable

DSUB 9-pin, female ↔ DSUB 25-pin, **AK 149** = male  
 DSUB 9-pin, female ↔ DSUB 25-pin, **AK 124** = female

Snap hoods, cable 9-wire, shielded.

Assignment:

1-8, 2-2, 3-3, 4-6, 5-7, 6-20, 7-5, 8-4, 9-22, S-S.



AK 149	3,0 m
AK 124	3,0 m



### Null Modem Cable

DSUB 9-pin, female ↔ DSUB 9-pin, female

Snap hoods.


Cable 8-wire, shielded.

Assignment:

1-4, 2-3, 3-2, 4-1, 5-5, 7-8, 8-7, 9-9, S-S.



AK 143	1,8 m
AK 143	3,0 m



### Null Modem Cable

DSUB 25-pin, female ↔ DSUB 25-pin, female

Snap hoods.


Cable 9-wire, shielded.

Assignment:

1-1, 2-3, 3-2, 4-5, 5-4, 7-7, 8-20, 15/17-8, 24-15, S-S.



AK 144	3,0 m
--------	-------



### Null Modem Cable

DSUB 9, female ↔ DSUB 25, male


Snap hoods.

Cable 9-wire, shielded.

Assignment:

1-8, 2-3, 3-2, 4-20, 5-7, 6-6, 7-4, 8-5, 9-22, S-S.

AK 186/NEW	3,0 m
------------	-------



### Null Modem Cable (AT)

DSUB 9-pin, female ↔ DSUB 25-pin, male

Snap hoods.

Cable 9-wire, shielded.

Assignment:

1-8, 2-3, 3-2, 4-20, 5-7, 6-6, 7-4, 8-5, 9-22, S-S.



AK 128	0,25 m
AK 125	2,0 m




# Serial Connection and Extension Cables

## “Laplink” Cable, Serial or Parallel

DSUB 25-pin, male ⇔ **AK 250** = DSUB 25-pin, male  
 DSUB 25-pin, female ⇔ **AK 251** = DSUB 25-pin, female

Assignment:  
**AK 250** (par) = 1-1, 2-15, 3-13, 4-12, 5-10, 6-11, 10-5, 11-6, 12-4, 13-3, 14-14, 15-2, 16-16, 17-17, 25-25, S-S  
**AK 251** (ser) = 1-1, 2-3, 3-2, 4-5, 5-4, 6/8/20-6/8/20, 7-7, S-S

Snap hoods, shielded.



<b>AK 250</b>	3,0 m
<b>AK 251</b>	3,0 m

## Doublehead “Laplink” Cable, Serial

DSUB 9-pin, female ⇔ DSUB 9-pin, female  
 DSUB 25-pin, female ⇔ DSUB 25-pin, female

Molded hoods.

Cable 7-wire, shielded.




<b>AK 252</b>	3,0 m
---------------	-------

## Connection Cable for 9-pin Interface, Serial

DSUB 9-pin, female ⇔ DSUB 9-pin, female

Molded hoods.

Cable 9-wire, shielded, assignment 1:1.



<b>AK 152</b>	2,0 m
<b>AK 182</b>	3,0 m
<b>AK 153</b>	5,0 m

## Connection Cable for 9-pin Interface, Serial

DSUB 9-pin, male ⇔ DSUB 9-pin, male

Molded hoods.

Cable 9-wire, shielded, assignment 1:1.




<b>AK 129</b>	2,0 m
<b>AK 174</b>	3,0 m

## Extension Cable for 9-pin Interface, Serial

DSUB 9-pin, male ⇔ DSUB 9-pin, female

Molded hoods.

Cable 9-wire, shielded, assignment 1:1.




<b>AK 131</b>	2,0 m
<b>AK 178</b>	3,0 m
<b>AK 132</b>	5,0 m
<b>AK 180</b>	10,0 m

## Connection Cable for 9-pin Interface

DSUB 9-pin, female ⇔ DSUB 9-pin, female

Snap hoods.

Cable 9-wire, shielded, assignment 1:1.



<b>AK 231</b>	2,0 m
---------------	-------





### Connection Cable for 25-pin Interface

DSUB 25-pin, female ⇔ DSUB 25-pin, female


Snap hoods.

Cable 25-wire, shielded, assignment 1:1.



AK 407

2,0 m



### Extension Cable for 9-pin Interface

DSUB 9-pin, male ⇔ DSUB 9-pin, female

Snap hoods.

Cable 9-wire, shielded, assignment 1:1.



AK 230

2,0 m



### "Apple" to PC Connection Cable

MiniDIN 8-pin, male ⇔ DSUB 9-pin, female

Molded hoods.

Assignment: 2-1, 5-2, 3-3, 1-4, 4-5, 6-6, 8-7, 7-8, S-S.



AK 6097

2,0 m

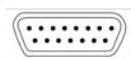


### Joystick Extension Cable

DSUB 15-pin, male ⇔ DSUB 15-pin, female

Molded hoods.

Cable 15-wire, shielded.



AK 281

1,8 m

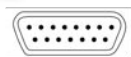



### Joystick Y-Cable, for 2 Joysticks

DSUB 15-pin, male ⇔ 2 x DSUB 15-pin, female

Molded hoods.

Cable 15-wire, shielded.



AK 280

0,25 m

# Premium VGA Connection Cables

## VGA to 3x or 4x BNC, Monitor Connection Cable

AK 551 = HD DSUB 15-pin, male ⇔ 3 x BNC, male  
 AK 552 = HD DSUB 15-pin, male ⇔ 4 x BNC, male

Molded hoods.

UL2919 cable.

75 Ohm coaxial cables RGB (Sync).



AK 551	2,0 m
AK 552	2,0 m

## VGA to 5 x BNC, Monitor Connection Cable, with Ferrite Core

HD DSUB 15-pin, male ⇔ 5 x BNC, male with ferrite

Molded hoods.

UL2919I.

5 x 75 Ohm coaxial cables RGB (Sync).



AK 553/F	2,0 m
----------	-------

## PREMIUM VGA Monitor Extension Cable

HD DSUB 15-pin, male ⇔ HD DSUB 15-pin, female

Molded hoods.

UL2919.

3 x coax for RGB and 4 x AWG28 signal wires.



AK 3220	1,8 m
AK 3730	3,0 m
AK 3740	5,0 m
AK 3750	10,0 m


## PREMIUM XGA Monitor Extension Cable

HD DSUB 15-pin, male ⇔ HD DSUB 15-pin, female

Molded hoods.

UL2919.

3 x coax for RGB and 7 x AWG28 signal wires.



AK 3220X	1,8 m
AK 3730X	3,0 m
AK 3740X	5,0 m
AK 3750X	10,0 m

## PREMIUM XGA Monitor Extension Cable with Ferrite Core

HDSUB 15, male ⇔ HDSUB 15, female

Molded hoods.

UL 2919, ferrite on both ends.

3 x coax for RGB and 7 x AWG 28 signal wires.



AK 3220XF	1,8 m
AK 3730XF	3,0 m
AK 3740XF	5,0 m
AK 3750XF	10,0 m
AK 3915XF	15,0 m
AK 3920XF	20,0 m

## PREMIUM VGA Monitor Connection Cable

HD DSUB 15-pin, male ⇔ HD DSUB 15-pin, male

Molded hoods.

UL2919.

3 x coax for RGB and 4 x AWG28 signal wires.



AK 5320	1,8 m
AK 3760	3,0 m
AK 3770	5,0 m
AK 3780	10,0 m



### PREMIUM XGA Monitor Connection Cable

HD DSUB 15-pin, male ⇔ HD DSUB 15-pin, male

Molded hoods.

UL2919.

3 x coax for RGB and 7 x AWG28 signal wires.



AK 5320X	1,8 m
AK 3760X	3,0 m
AK 3770X	5,0 m
AK 3780X	10,0 m



### PREMIUM XGA Monitor Connection Cable with Ferrite Core

HDSUB 15, male ⇔ HDSUB 15, male.

Molded hoods.

UL 2919, ferrite on both ends.

3 x coax for RGB and 7 x AWG 28 signal wires.



AK 5320XF	1,8 m
AK 3760XF	3,0 m
AK 3770XF	5,0 m
AK 3780XF	10,0 m
AK 3815XF	15,0 m
AK 3820XF	20,0 m



### VGA Monitor Extension Cable

HD DSUB 15-pin, male ⇔ HD DSUB 15-pin, female

Molded hoods.

Cable 15-wire, shielded.

AK 322	1,8 m
AK 373	3,0 m
AK 375	10,0 m




### VGA Monitor Connection Cable

HD DSUB 15-pin, male ⇔ HD DSUB 15-pin, male

Molded hoods.

Cable 15-wire, shielded.

AK 532	1,8 m
AK 376	3,0 m
AK 377	5,0 m



### VGA Monitor Cable, with Ferrite Core

HD DSUB 15-pin, male ⇔ HD DSUB 15-pin, female  
HD DSUB 15-pin, male ⇔ HD DSUB 15-pin, male

AK 322/F = male/female

AK 532/F = male/male

Molded hoods.

Cable 15-wire, shielded.



AK 322/F	1,8 m
AK 532/F	1,8 m



### EGA / CGA / Monochrome to VGA Multisync, Monitor Cable

DSUB 9-pin, male ⇔ HD DSUB 15-pin, male

Molded hoods.

Cable 9-wire, shielded.

Assignment:

1-1, 2-2, 3-3, 4-13, 5-14, 6-6, 7-7, 8-87, 9-10/11, S-S.

AK 514	1,8 m
--------	-------


# DVI Connection Cables

## DVI ⇔ DVI Single Link Connection Cables

DVI-D (18+1), male ⇔ DVI-D (18+1), male

Cable UL20276.

With ferrite filter and thumb screws.




AK 620N	2,0 m
AK 620N-3	3,0 m
AK 620N-5	5,0 m

## DVI ⇔ DVI Dual Link Connection Cables

DVI-D (24+1), male ⇔ DVI-D (24+1), male

Cable UL20276.

With ferrite filter and thumb screws.



AK 621N	2,0 m
AK 621N-3	3,0 m
AK 621N-5	5,0 m

## DVI ⇔ VGA Connection Cables

DVI-I (24+5), male ⇔ HDSUB 15, male

Cable UL20276.

With ferrite filter and thumb screws.



AK 622N	2,0 m
AK 622N-3	3,0 m
AK 622N-5	5,0 m

## DVI ⇔ DFP Connection Cables

DVI-D (24+1), male ⇔ HPC 20, male

Cable UL20276.



AK 623N	2,0 m
---------	-------

## DFP ⇔ DFP Connection Cables

HPC 20, male ⇔ HPC 20, male

Cable UL20276.



AK 624N	2,0 m
---------	-------

## DVI ⇔ DVI Dual Link Connection Cables

DVI-D (24+1), male ⇔ DVI-D (24+1), female

Cable UL20276.

With ferrite filter and thumb screws.



AK 626	2,0 m
AK 626-3	3,0 m
AK 626-5	5,0 m
AK 626-10	10,0 m



### High Quality Printer Cable

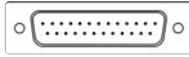
DSUB 25, male ↔ CENT 36, male

Cable 25-wire.

Double cable shielding.

Cable transparent.

Molded hoods, metallic shielding.



AK 108HQC	2,0 m
AK 127HQC	3,0 m
AK 158HQC	5,0 m
AK 159HQC	7,0 m
AK 160HQC	10,0 m



### High Quality Printer Cable IEEE 1284

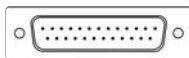
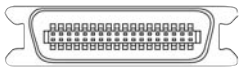
DSUB 25, male ↔ CENT 36, male

Cable 25-wire, assignment as per IEEE 1284.

ECP, bidirectional transmission, double cable shielding.

Cable transparent.

Molded hoods, metallic shielding.



AK 711HQC	1,8 m
AK 712HQC	3,0 m
AK 713HQC	5,0 m




### High Quality DSUB 25 Extension Cable, IEEE 1284

DSUB 25, male ↔ DSUB 25, female

Cable 25-wire, assignment as per IEEE 1284,  
ECP, bidirectional transmission, double cable shielding.

Cable transparent.



AK 733HQC	1,8 m
AK 734HQC	3,0 m
AK 735HQC	5,0 m




### High Quality DSUB 25 Extension Cable

DSUB 25, male ↔ DSUB 25, female

Cable 25-wire, assignment 1:1.

Double cable shielding.

Cable transparent.



AK 135HQC	1,8 m
AK 166HQC	3,0 m
AK 136HQC	5,0 m
AK 168HQC	10,0 m



### High Quality DSUB 25 Connection Cable

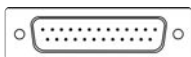
DSUB 25, male ↔ DSUB 25, male

Cable 25-wire, assignment 1:1.

Double cable shielding.

Cable transparent.

Molded hoods, metallic shielding.



AK 137HQC	2,0 m
AK 162HQC	3,0 m
AK 154HQC	5,0 m
AK 164HQC	10,0 m



### High Quality DSUB 9 Connection Cable

**AK 152HQC, AK 182HQC:**

DSUB 9, female ↔ DSUB 9, female

**AK 174HQC:**

DSUB 9, male ↔ DSUB 9, male

Cable 9-wire, assignment 1:1.

Double cable shielding.

Cable transparent.

Molded hoods, metallic shielding.



AK 152HQC	2,0 m
DSUB 9 W/W Connection Cable	
AK 182HQC	3,0 m
DSUB 9 W/W Connection Cable	
AK 174HQC	3,0 m
DSUB 9 M/M Connection Cable	

# High Quality Cables

## High Quality DSUB 9 Extension Cable

DSUB 9, male ↔ DSUB 9, female


Cable 9-wire, assignment 1:1.

Double cable shielding.

Cable transparent.

Molded hoods, metallic shielding.

AK 131HQC	2,0 m
AK 178HQC	3,0 m
AK 132HQC	5,0 m
AK 180HQC	10,0 m



## High Quality Extension Cable, PS/2

MiniDIN 6, male ↔ MiniDIN 6, female

Cable 6-wire, assignment 1:1.

Double cable shielding.

Cable transparent.

Molded hoods, metallic shielding.

AK 323/GHQC	2,0 m
AK 528/GHQC	5,0 m



## High Quality Extension Cable, PS/2

MiniDIN 6, male ↔ MiniDIN 6, female

Cable 6-wire, assignment 1:1.

Double cable shielding.

Cable transparent.

Molded hoods, metallic shielding.

AK 678HQC	2,0 m
AK 679HQC	5,0 m



## High Quality XGA Extension Cable

DSUB 15, male ↔ DSUB 15, female

Cable 3 x coaxial, 4 x AWG 28, double cable shielding.

Separate shielding of the R-G-B signal wires.

2 x ferrite core, cable transparent.

AK 3220XF-HQC	1,0 m
AK 3730XF-HQC	3,0 m
AK 3740XF-HQC	5,0 m
AK 3750XF-HQC	10,0 m



## High Quality XGA Connection Cable

DSUB 15, male ↔ DSUB 15, male

Cable 3 x Koaxial, 4 x AWG 28, double cable shielding.

Separate shielding of the R-G-B signal wires.

2 x ferrite core, cable transparent.

AK 5320XF-HQC	1,8 m
AK 3760XF-HQC	3,0 m
AK 3770XF-HQC	5,0 m
AK 3780XF-HQC	10,0 m



## High Quality USB Connection Cable

USB A, male ↔ USB B, male

2 x AWG 24, 2 x AWG 28, double cable shielding.

Cable transparent.

Molded hoods, metallic shielding.

USB 2.0 compatible.

AK 672-1HQC	1,0 m
AK 672HQC	2,0 m
AK 672-5HQC	5,0 m





### Keyboard Extension, Spiral

DIN 5-pin, male ↔ DIN 5-pin, female

Spiralled left

Molded hoods.

Cable 5-wire.

Shielded, assignment 1:1.



<b>AK 306</b>	2,0 m
---------------	-------



### Keyboard Extension, Straight

DIN 5-pin, male ↔ DIN 5-pin, female

Molded hoods.

Cable 5-wire.

Shielded, assignment 1:1.



<b>AK 306/G</b>	2,0 m
<b>AK 307/G</b>	5,0 m



### PS/2 Extension Cable, Spiral

MiniDIN 6-pin, male ↔ MiniDIN 6-pin, female

Spiralled right

Molded hoods.

Cable 6-wire.

Shielded, assignment 1:1.



<b>AK 323</b>	2,0 m
<b>AK 528</b>	5,0 m



### PS/2 Extension Cable, Straight

MiniDIN 6-pin, male ↔ MiniDIN 6-pin, female


Molded hoods.

Cable 6-wire.

Shielded, assignment 1:1.



<b>AK 323/G</b>	2,0 m
<b>AK 528/G</b>	5,0 m



### PS/2 Connection Cable, Straight

MiniDIN 6, male ↔ MiniDIN 6, male

Molded hoods.

Cable 6-wire.

Shielded, assignment 1:1.



<b>AK 678 0,85M</b>	0,85 m
<b>AK 678 2M</b>	2,00 m
<b>AK 678 3M</b>	3,00 m
<b>AK 679</b>	5,00 m



### DIN to PS/2 Keyboard Adapter Cable, Straight

DIN 5-pin, male ↔ MiniDIN 6-pin, female

Molded hoods.

Cable 4-wire.

Shielded, assignment : 1-5, 2-1, 4-3, 5-4.



<b>AK 5230</b>	0,15 m
----------------	--------



# Keyboard Cables, Slot Adapters and Apple Cables

## PS/2 to DIN Keyboard Adapter Cable, Straight

DIN 5-pin, female ⇔ MiniDIN 6-pin, male

Molded hoods.

Cable 4-wire, shielded, assignment: 1-5, 2-1, 4-3, 5-4.



AK 530 0,15 m

## PS/2 Connection Cable, Internal / External on Slot Bracket

MiniDIN 6-pin, female ⇔ socket connector 10-pin

Connection cable 0.25 m long.




AK PS2 0,25 m

## Parallel Connection Cable, Internal / External on Slot Bracket

DSUB 25-pin, female ⇔ socket connector 26-pin

25-pin ribbon cable, AWG28, UL2651.



AK 331 0,25 m

## Serial Connection Cable, Internal / External on Slot Bracket

DSUB 9-pin, male ⇔ socket connector 10-pin

25-pin ribbon cable, AWG28, UL2651.



AK 575 0,25 m

## “Apple” Printer Cable, to Imagewriter II

MiniDIN 8-pin, male ⇔ MiniDIN 8-pin, male

Molded hoods.

Cable 8-wire.

Shielded.



AK 603 2,0 m

Assignment: 1-2, 2-1, 3-5, 4-4, 5-3, 6-8, 7-7, 8-6, S-S.

## “Apple” to VGA Monitor Cable

DSUB 15-pin, male ⇔ HD DSUB 15-pin, female

Moulded hoods, with thumb screws

Assignment: 2-1, 5-2, 9-3, 15-13, 12-14, 1,6,13-6,7,8  
11,14-5,10, S-S.



AK 6096 2,0 m

### S-VHS Connection Cable, High Quality



4-pin S-VHS male ↔ 4-pin S-VHS male

Metal plug, chrome-plated, gold-plated contacts,  
Shielded.

AK-AV 506	1,50 m
AK-AV 507	5,00 m
AK-AV 512	10,00 m

### S-VHS Connection Cable, High Quality



4-pin S-VHS male ↔ 4-pin S-VHS coupler

Metal plug, chrome-plated, gold-plated contacts,  
Shielded.

AK-AV 508	1,50 m
AK-AV 509	5,00 m

### S-VHS and Stereo Connection Cable, High Quality



4-pin S-VHS male / 2 x cinch male ↔ 4-pin S-VHS coupler / 2 x cinch male

Metal plug, chrome-plated, gold-plated contacts,  
Shielded.

AK-AV 510	2,00 m
AK-AV 511	5,00 m

### Video Connection Cable, High Quality



Scart male ↔ Scart male

Type "U"  
Metal plug, chrome-plated, gold-plated contacts,  
Shielded.

AK-AV 520	2,0 m
AK-AV 521	5,0 m

### Video/Audio Connection Cable, High Quality



Scart male ↔ 6 x cinch male  
1 x video, 2 x audio

Metal plug, chrome-plated, gold-plated contacts,  
Shielded.

AK-AV 522	2,0 m
AK-AV 523	5,0 m

### Video/Audio Connection Cable, High Quality



Scart male ↔ 3 x cinch male  
Video / audio IN/OUT (camcorder).  
With switch.

Metal plug, chrome-plated, gold-plated contacts,  
Shielded.

AK-AV 524	2,0 m
AK-AV 525	5,0 m

# High Quality Scart Cables and Adapters

## Video/Audio Connection Cables, High Quality

Scart male ⇔ 4-pin S-VHS male / 2 x cinch male  
Video / audio IN/OUT.  
With switch.

Metal plug, chrome-plated, gold-plated contacts,  
Shielded.



AK-AV 526	2,0 m
AK-AV 527	5,0 m

## Video Connection Cable, High Quality

Scart male ⇔ 4-pin S-VHS male

Metal plug, chrome-plated, gold-plated contacts,  
Shielded.




AK-AV 528	2,0 m
AK-AV 529	5,0 m

## Scart Adapter

Scart male ⇔ 3 x cinch couplers / 4-pin S-VHS coupler

IN/OUT switch.  
Gold-plated contacts.  
Metallised housing.



AB-AV 500	
AB-AV 500LC	Plastic

## Scart Switch Box, 2-fold

- Connection of 2 video sources to one TV / monitor.
- 3 x Scart female.
- 1 x manual switch for switching between the inputs.
- 1 x output for TV / monitor.
- 2 x input for video recorder, camera or satellite receiver
- Alternating dubbing option between the two inputs.
- S-VHS replay possible through one input.



AB-AV501	
----------	--

## Scart + Audio Switch Panel, 3-fold

- Connection of 3 video sources to one TV / monitor.
- VHS, S-VHS, Video 8 and HI 8 compatible.
- Input RGB signal switchable.
- Scart and cinch (video, audio L/R) output for monitor / TV connection.
- Dubbing option between the inputs ( 1-2, 1-3).
- Monitor function (cinch: video, audio L/R) for direct observation of the recording.
- 4 x Scart female
- 6 x Cinch female



AB-AV502	
----------	--

### Stereo Connection Cable, High Quality

2 x cinch male ↔ 2 x cinch male



Metal plug, chrome-plated, gold-plated contacts, Shielded.

AK-AV 500	1,50 m
AK-AV 501	5,00 m

### Stereo Connection Cable, High Quality

Cinch male ↔ cinch male



Metal plug, chrome-plated, gold-plated contacts, Shielded.

AK-AV 502	1,50 m
AK-AV 503	5,00 m

### Stereo Connection Cable, High Quality

3 x cinch male ↔ 3 x cinch male



Metal plug, chrome-plated, gold-plated contacts, shielded.

AK-AV 504	1,50 m
AK-AV 505	5,00 m

### Digital Audio Cable, High Quality

Fibre optic cable for connection of digital audio devices.



Plug connector: Toslink - Toslink  
 Plug tips: Gold-plated  
 Hoods: Metal, nickel colours, matte  
 Cable: Anthracite  
 Diameter: 10.0 mm

AK OFC-3	1,0 m
AK OFC-32	2,0 m
AK OFC-33	3,0 m

### Digital Audio Cable, High Quality

Fiber optic cable, for connection of digital audio devices.



Plug connector: Toslink - Toslink.  
 Plug tips: Gold-plated  
 Hoods: Metal, nickel colours,  
 Cable: Blue.  
 Diameter: 10.0 mm.



AK OFC-4	1,0 m
AK OFC-42	2,0 m
AK OFC-43	3,0 m

### Loudspeaker Cable, Transparent

Unshielded, PVC sheath, 100 m roll.  
 2-wires, 2 x 1.5 mm<sup>2</sup> / 2.5 mm<sup>2</sup>



AK-AV 400 = 1.5 mm<sup>2</sup>  
 AK-AV 401 = 2.5 mm<sup>2</sup>

AK-AV 400	
AK-AV 401	

# TV and Satellite Cables

## TV COAXIAL CONNECTION CABLE, 75 OHM

AK-TVSB-001	1.0m
AK-TVSB-002	2.0m
AK-TVSB-005	5.0m
AK-TVSB-010	10.0m
AK-TVSB-001HQC	1.0m
AK-TVSB-002HQC	2.0m
AK-TVSB-005HQC	5.0m
AK-TVSB-010HQC	10.0m

Antenna male straight 9.5mm -> Antenna female straight 9.5mm; Colour: white;  
 Inner conductor: Cu bare 0.5mm; 1. Shielding: doubled AL foil;  
 2nd shielding: Cu braid 64x0.12; Shielding attenuation: 90dB

AK-TVBS-xxxHQC:  
 High quality design incolour: black; contacts gold-plated



## TV COAXIAL CONNECTION CABLE, 75 OHM

AK-TVSBW-001	1.5m
AK-TVSBW-002	2.5m
AK-TVSBW-005	5.0m
AK-TVSBW-010	10.0m

Antenna male straight 9.5mm -> Antenna female angled 9.5mm  
 Colour: white  
 Inner conductor: Cu bare 0.5mm  
 1st shielding: doubled AL foil  
 2st shielding: Cu braid 64x0.12  
 Shielding attenuation: 90dB



## TV COAXIAL RAW CABLE, 75 OHM

AK-TV066-025	25.0m
AK-TV066-050	50.0m
AK-TV066-100	100.0m

Colour: white; Material: PVC; Sheath diameter: 6.6mm; ring-packed; Inner conductor: Cu 0.7mm; Insulation: PE 4.4mm; 1st shielding: AL foil double-lined; 2nd shielding: Cu braid 48x0.12; Shielding attenuation: 80dB  
 Attenuation at 20 °C in dB/100m:  
 100 MHz - 7.0 dB                      1000 MHz - 25.0 dB  
 200 MHz - 10.6 dB                    1350 MHz - 30.8 dB  
 300 MHz - 12.3 dB                    1750 MHz - 34.5 dB  
 500 MHz - 16.5 dB                    2050 MHz - 38.5 dB  
 800 MHz - 22.2 dB



## SAT COAXIAL ANTENNA CONNECTION CABLE, 75 OHM

AK-SAT-001	1.5m
AK-SAT-002	2.5m
AK-SAT-005	5.0m
AK-SAT-010	10.0m

F male straight -> F male straight  
 Colour: white  
 Inner conductor: Cu bare 1.1mm  
 1st shielding: doubled AL foil  
 2nd shielding: Cu braid 64x0.12  
 Shielding attenuation: 90dB



## SAT COAXIAL ANTENNA CONNECTION CABLE, 75 OHM

AK-SAT-001HQC	1.5m
AK-SAT-002HQC	2.5m
AK-SAT-005HQC	5.0m
AK-SAT-010HQC	10.0m

F male straight -> F male straight, high quality  
 Colour: black  
 Contacts gold-plated  
 Inner conductor: Cu bare 1.1mm  
 1st shielding: doubled AL foil  
 2nd shielding: Cu braid 64x0.12  
 Shielding attenuation: 90dB



## SAT COAXIAL RAW CABLE, 75 OHM

AK-SAT068-025	25.0m
AK-SAT068-050	50.0m
AK-SAT068-100	100.0m

Colour: white; Material: PVC; Sheath diameter: 6.8mm; ring-packed; Inner conductor: Cu 1.1mm; Insulation: cell PE 5.0mm; 1st shielding: AL foil double-lined; 2nd shielding: Cu braid 64x0.12; Shielding attenuation: 85dB  
 Attenuation at 20 °C in dB/100m:  
 100 MHz - 5.9dB                      1000 MHz - 19.8dB  
 200 MHz - 7.9dB                      1350 MHz - 23.9dB  
 300 MHz - 10.0dB                    1750 MHz - 26.9dB  
 500 MHz - 13.6dB                    2050 MHz - 30.8dB  
 800 MHz - 17.4dB



### Coaxial Male, 9.5 mm

Colour: white  
Shielding attenuation: 75dB  
Screwable

**A-TVSG:** Straight design  
**A-TVSW:** Angled design



**A-TVSG**  
**A-TVSW**

### Coaxial Female, 9.5 mm

Colour: white  
Shielding attenuation: 75dB  
Screwable

**A-TVBG:** Straight design  
**A-TVBW:** Angled design



**A-TVBG**  
**A-TVBW**

### COAXIAL CABLE CONNECTOR

Shielding attenuation: 75dB  
Unshielded



**A-TVKV**

### F Male, 6.8mm

Plug length 20mm, milled version.  
Cable diameter: 6,8mm  
Twist-on diameter: 6.57mm  
Dielectric diameter: 4.80mm  
Without rings

**A-SATS-068HQC:** Gold-plated design  
**A-SATS-068:** Nickel-plated design



**A-SATS-068HQC**  
**A-SATS-068**

### F Connector

F female to F female



**A-SATKV-BB**

### WATER PROTECTION CAP

**A-SAT-WS:** Water protection for F male, rubber boot  
**A-SAT-WSG:** Water protection cap, gel-filled



**A-SAT-WS**  
**A-SAT-WSG**

# External Audio Cables

## Stereo Connection Cable

3-pin 3.5 mm stereo male ⇔ 3.5 mm stereo male

AK-AV 100	1,50 m
AK 203/MM	2,0 m



## Stereo Extension Cable

3.5 mm male ⇔ 3.5 mm male

AK 203	2,5 m
--------	-------



## Stereo Connection Cable

3.5mm male ⇔ 2 x cinch male

Cinch male = 1 x red, 1 x white.

AK 243-015	1,5 m
AK 243	2,0 m
AK 243-025	2,5 m
AK 243-050	5,0 m
AK 243 10M	10,0 m



## Stereo Connection Cable

3.5 mm male ⇔ 2 x cinch female

Cinch female = 1 x red, 1 x white.

Molded hoods.

AK 244	2,0 m
--------	-------



## Stereo Connection Cable

2 x cinch male/2x cinch female (family plug) ⇔ 2 x cinch male

AK-AV 206	1,50 m
-----------	--------



## Stereo Connection Cable, High Quality

2 x cinch male ⇔ 2 x cinch male metal plug.

AK-AV 207	1,5 m
-----------	-------





## Stereo Connection Cable

Cinch male ↔ cinch male

AK-AV 200	1,50 m
AK-AV 201	2,50 m



## Cinch Extension Cable

Cinch male ↔ Cinch female

AK-AV 202	2,50 m
-----------	--------




## Cinch Connection Cable

2 x cinch male ↔ 2 x cinch male

Molded hoods.

AK CHMM-015	1,5 m
AK CHMM	2,0 m
AK CHMM-025	2,5 m
AK CHMM-50	5,0 m



## Cinch Extension Cable

2 x cinch male ↔ 2 x cinch female

Molded hoods.

AK CHMF-015	1,5 m
AK CHMF	2,0 m
AK CHMF-025	2,5 m
AK CHMF-050	5,0 m




## MIDI Adapter Cable

Connection to the game port of a sound card with MIDI support. Makes available a bypassed joystick connection as well as "MIDI-IN" and "MIDI-OUT". Molded hoods, with integrated electronics.

DSUB 15-pin, male ↔ DSUB 15-pin Female + 2 x DIN 5-pin, male

AK 240/NEW	2,0 m
------------	-------



## Midi Interface Cable

DIN 5-pin, male ↔ DIN 5-pin, male

Molded hoods.

Cable 5-wire, shielded.

Assignment 1:1.

AK 304	2,0 m
AK 305	5,0 m



# Video and Scart Cables, Adapters

## Scart Cable

2 x Scart male, 21-pin, shielded cable.



AK 390 1,5 m

## Premium Scart Cable

2 x scart male, 21-pin, double shielded cable.



AK 313 1,5 m  
AK 315 2,5 m

## Scart Audio Cable

Scart male, 21-pin ↔ 2 x cinch, for audio stereo



AK 391 1,5 m

## Scart Video Cable

Scart male, 21-pin ↔ 3 x cinch, video (RCA) + audio/stereo



AK392 1,5 m

## Scart Video Audio Cable

Scart male, 21-pin ↔ 6 x cinch, video (RCA) in/out + audio/stereo in/out



AK 393 1,5 m

## SVHS Connection Cable

MiniDIN 4 male ↔ MiniDIN 4 male, color black



AK 395-15 1,5 m  
AK 395 2,0 m  
AK 395-50 5,0 m  
AK 395-100 10,0 m

## Scart Adapter

1 x male ↔ 3 x cinch, video (RCA) audio stereo output



AB 315 Scart Adapter

## Scart Splitter

1 x male/in ↔ 2 x female/out, 2-fold scart splitter



AB 316 1,5 m

### Digital Audio Cable with Adapter

Fiber optic cable, for connection of digital audio devices.

Connector: Toslink - Toslink.  
 Adapter: To mini plug 3.5 mm, black.  
 Hoods: Plastic, black.  
 Cable: Black.  
 Diameter: 4.0 mm.



AK OFC-2	1,0 m
AK OFC-22	2,0 m
AK OFC-23	3,0 m

### Audio Adapter

AB-AV 100 2-pin 6.3 mm male ⇔ cinch female  
 AB-AV 102 2-pin 3.5 mm male ⇔ cinch female



AB-AV 100
AB-AV 102

### Audio Adapter

AB-AV 104 3-pin 6.3 mm stereo male ⇔ 2 x 3.5 mm stereo female  
 AB-AV 105 3.5 mm stereo male ⇔ 2 x 3.5 mm stereo female



AB-AV 104
AB-AV 105

### Audio Adapter

Cinch male ⇔ 2-pin 6.3 mm female



AB-AV 200
-----------

### Digital Audio Cable

Fiber optic cable, for connection of digital audio devices.

Connector: Toslink - mini plug 3.5 mm.  
 Connector ends: Gold-plated.  
 Hoods: Plastic, black.  
 Cable: Black.  
 Diameter: 4.0 mm.



AK OFC-1	1,0 m
AK OFC-12	2,0 m
AK OFC-13	3,0 m

### Audio Adapter

AB-AV 101 2-pin 3.5 mm male ⇔ 3-pin 6.3 mm female  
 AB-AV 103 3-pin 3.5 mm stereo male ⇔ 3-pin 6.3 mm stereo female



AB-AV 101
AB-AV 103

### Audio Adapter

AB-AV 106 3.5 mm male ⇔ 2 x cinch female  
 AB-AV 107 2-pin 3.5 mm male ⇔ 2-pin 6.3 mm female



AB-AV 106
AB-AV 107

### Audio Adapter

2-pin 3,5 mm Cinch male ⇔ female



AB-AV 201
-----------


# Internal Audio Cables

## CD-ROM Audio Connection Cable

4-pin, female, 2,54 mm ↔ 4-pin, female, 2,54 mm

UL2547 cable, 3-wire.

Assignment: 1-4, 3-2, 4-1.




AK 2525 0,50 m

## CD-ROM Audio Connection Cable

4-pin, female, 2 mm ↔ 4-pin, female, 2,54 mm

UL2547 cable, 3-wire.

Assignment: 1-4, 2-2, 3-1.



AK 2524 0,50 m

## CD-ROM Audio Connection Cable, 4-fold

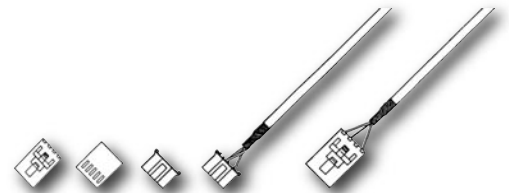
4-pin, female, snap-in, 2,54 mm ↔

1 x 4-pin, female, snap-in, 2,54 mm

1 x 5-pin, female, 2,54 mm

2 x 4-pin, female, 2 mm

UL2547 cable, 3-wire.



AK 615 0,50 m

## CD-ROM Audio Connection Cable, 3-fold

4-pin, female, snap-in, 2,54 mm ↔

1 x 4-pin, female, 2,54 mm

1 x 4-pin, female, 2 mm

1 x 4-pin, female, 2 mm

UL2547 cable, 3-wire.



AK 616 0,50 m

## Internal S/P-DIF Audio Cable

Unidirectional digital audio cable for connection of CD-ROM, DVD drives to a sound card with S/P-DIF interface (Sony / Philips Digital Interface). As per IEC 958 standard.

Transmission: 1 x stereo channel in 16 / 20 / 24 Bit  
Resolution sample rate: 32, 44.1, 48 kHz  
Bit rate: 3.072 Mb/s




AK 2526DVD

Internal audio cable.

## CD ROM Audio Mixer

Internal adapter that allows the simultaneous connection of two CD-ROM drives / CD burners to a sound card.

Molded, shielded housing.



AB CDMIX



### Y-Power Cord

Powers two devices from one power plug.  
UL/CSA tested, 10 A, 125 V

1 x Power plug ⇔ 2 x straight connector

AK 500/Y-U 2 m



### Power Cord

Power plug ⇔ IEC connector  
straight angled

UL/CSA tested, 10 A, 125 V

AK 500/U-1 2 m



### Power Cord

Power plug ⇔ IEC connector  
straight straight

UL/CSA tested, 10 A, 125 V

AK 500/U-2 2 m



### Power Cord

power plug ⇔ figure 8 device connector  
straight straight

UL/CSA tested

AK 500/U-3 2 m



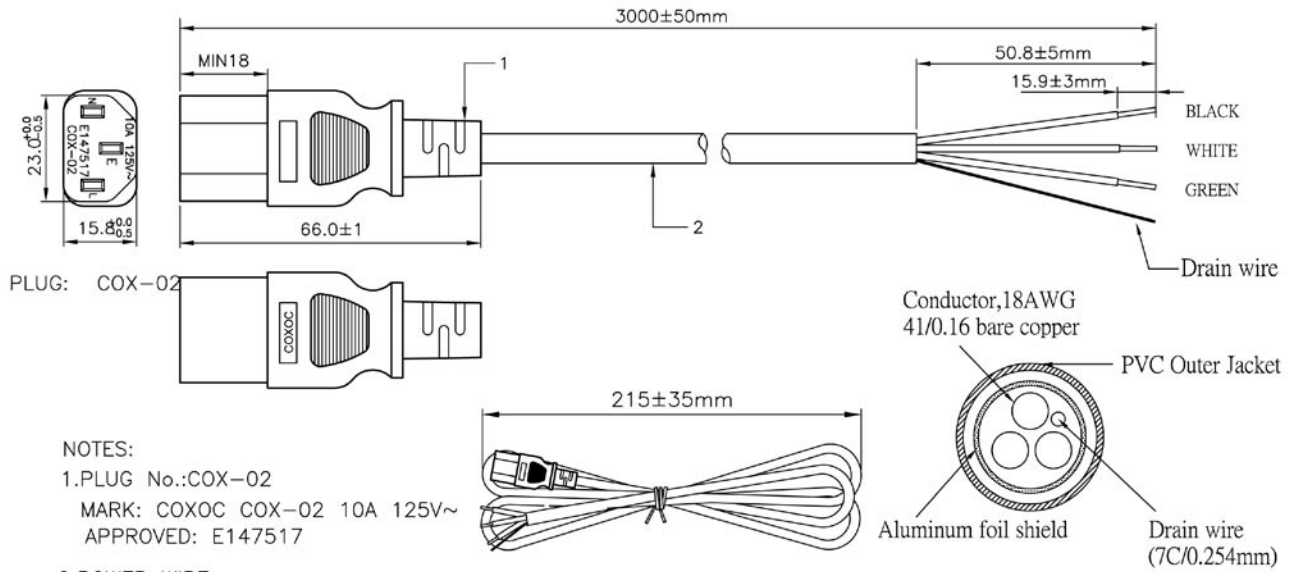
### Power Cord Extension Cable

IEC plug ⇔ IEC socket  
straight straight

UL/CSA tested, 10 A, 125 V

AK 500/U-4 2 m

# Power Cords

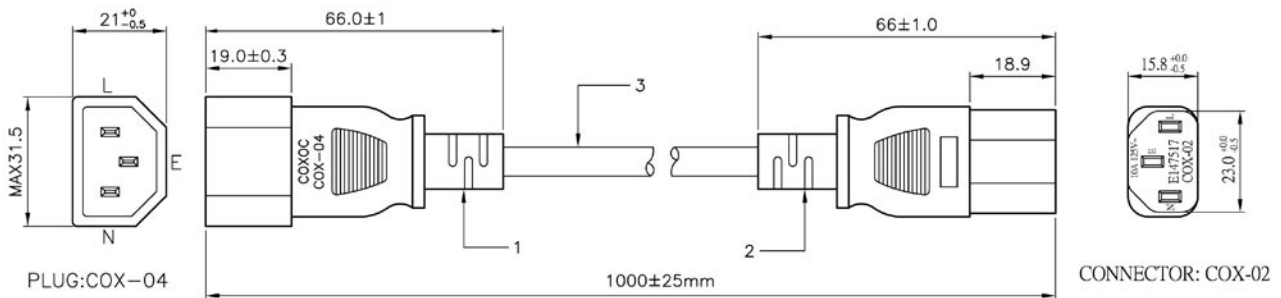


## NOTES:

1. PLUG No.: COX-02  
MARK: COXOC COX-02 10A 125V~  
APPROVED: E147517
2. POWER WIRE:  
C-UL (UL) SJT E148006 VW-1 75°C 18AWGx3C COXOC  
SHIELDED  
JACKET COLOR: BLACK  
INSULATION COLOR: BLACK, WHITE, GREEN.
3. JACKET TO BE STRIPPED BACK 50.8mm TO EXPOSE  
CONDUCTORS.
4. CONDUCTOR TO BE STRIPPED BACK 15.9mm TO EXPOSE  
STRAND COPPER AS SHOWN.

(detail)

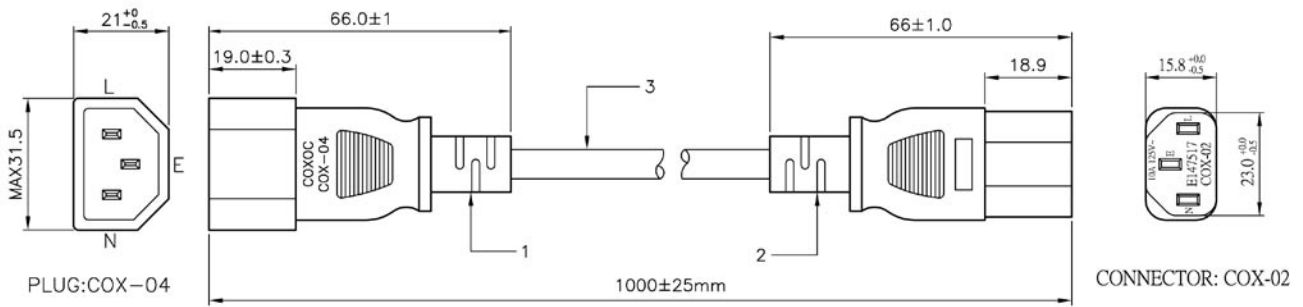
AK-500-OE-9-3



## NOTES:

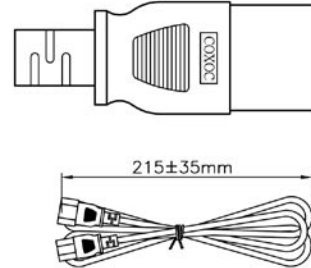
1. PLUG No.: COX-04  
MARK: COXOC COX-04  
APPROVED: E147517
2. CONNECTER No.: COX-02  
MARK: COXOC COX-02 10A 125V~  
APPROVED: E147517
3. POWER WIRE:  
C-UL (UL) SJT E148006 VW-1 75°C 18AWGx3C COXOC  
SHIELDED  
JACKET COLOR: BLACK  
INSULATION COLOR: BLACK, WHITE, GREEN.

AK-500-JC-5-1

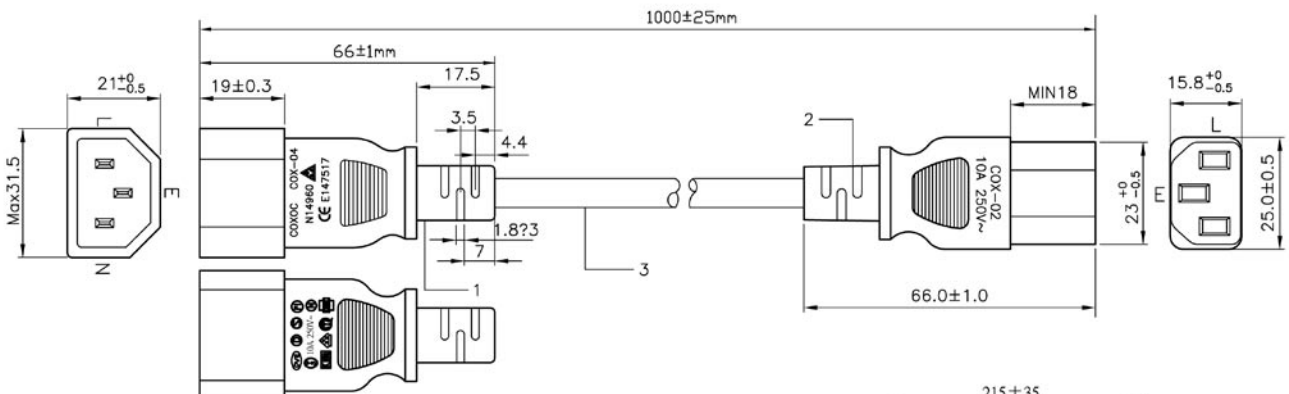


**NOTES:**

1. PLUG No.: COX-04  
MARK: COXOC COX-04  
APPROVED: E147517
2. CONNECTER No.: COX-02  
MARK: COXOC COX-02 10A 125V~  
APPROVED: E147517
3. POWER WIRE:  
C-UL (UL) SJT E148006 VW-1 75°C 18AWGx3C COXOC  
JACKET COLOR: BLACK  
INSULATION COLOR: BLACK, WHITE, GREEN.

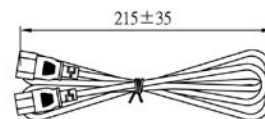


### AK-500-JC-6-1



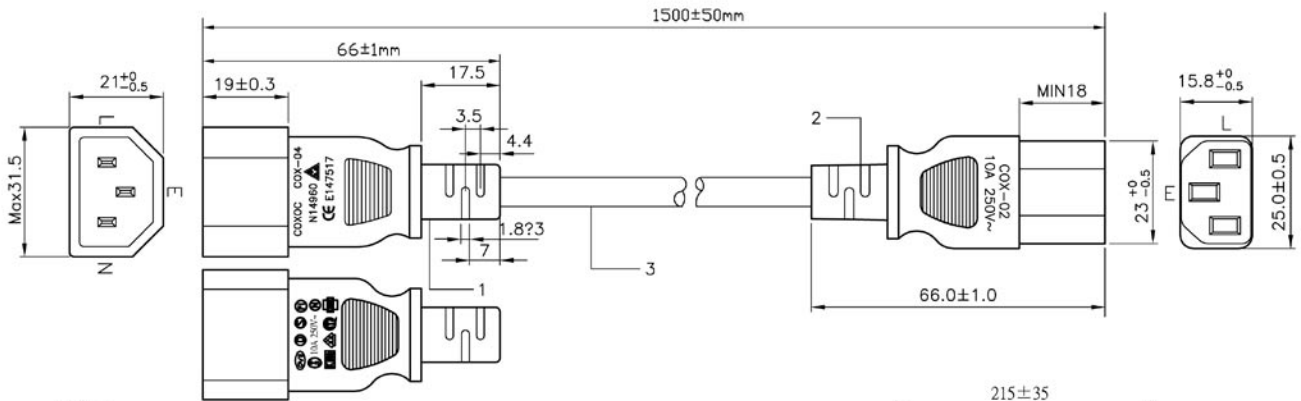
**NOTES:**

1. PLUG NO: COX-04  
MARK: COXOC COX-04 10A 250V~  
APPROVED: E147517
2. CONNECTOR NO: COX-02  
MARK: COXOC COX-02 10A 250V~ 10A 125V~  
APPROVED: E147517
3. POWER WIRE: C-UL (UL) SVT E148006 VW-1 75°C 18AWGx3C COXOC  
<VDE> H05VV-F 3G0.75mm<sup>2</sup> COXOC ÖVE  
CEBEC KEMA-KEUR IEMMEQU.  
COLOR: BLACK  
INSULATION COLOR: BROWN, BLUE, YELLOW/GREEN.



### AK-500-OE-11-1

# Power Cords



**NOTES:**

1.PLUG NO:COX-04

MARK:COXOC COX-04 10A 250V~

APPROVED: E147517

2.CONNECTOR NO:COX-02

MARK: COXOC COX-02 10A 250V~ 10A 125V~

APPROVED: E147517

3.POWER WIRE: C-UL (UL) SVT E148006 VW-1 75°C 18AWGx3C COXOC

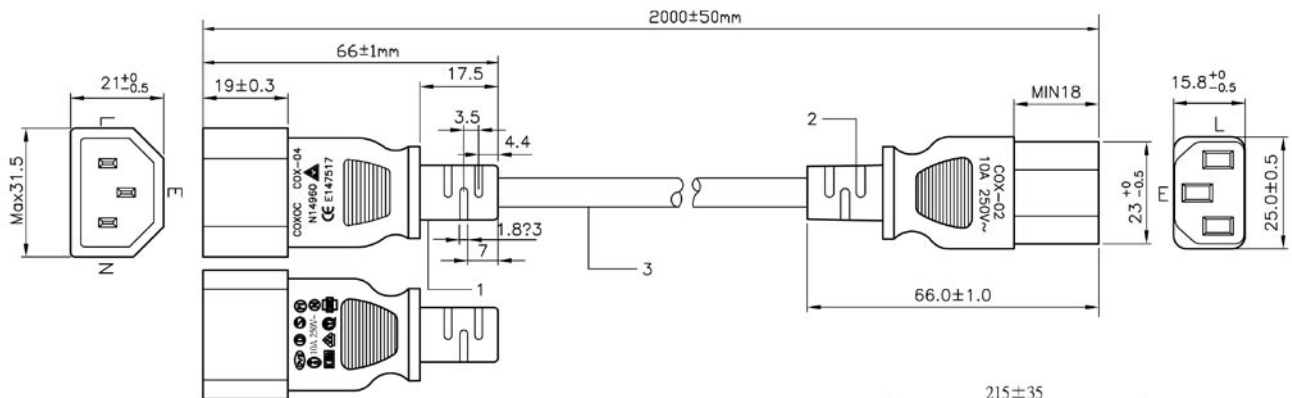
<VDE> H05VV-F 3G0.75mm<sup>2</sup> COXOC ÖVE

CEBEC KEMA-KEUR

COLOR: BLACK

INSULATION COLOR:BROWN,BLUE,YELLOW/GREEN.

**AK-500-OE-11-5**



**NOTES:**

1.PLUG NO:COX-04

MARK:COXOC COX-04 10A 250V~

APPROVED: E147517

2.CONNECTOR NO:COX-02

MARK: COXOC COX-02 10A 250V~ 10A 125V~

APPROVED: E147517

3.POWER WIRE: C-UL (UL) SVT E148006 VW-1 75°C 18AWGx3C COXOC

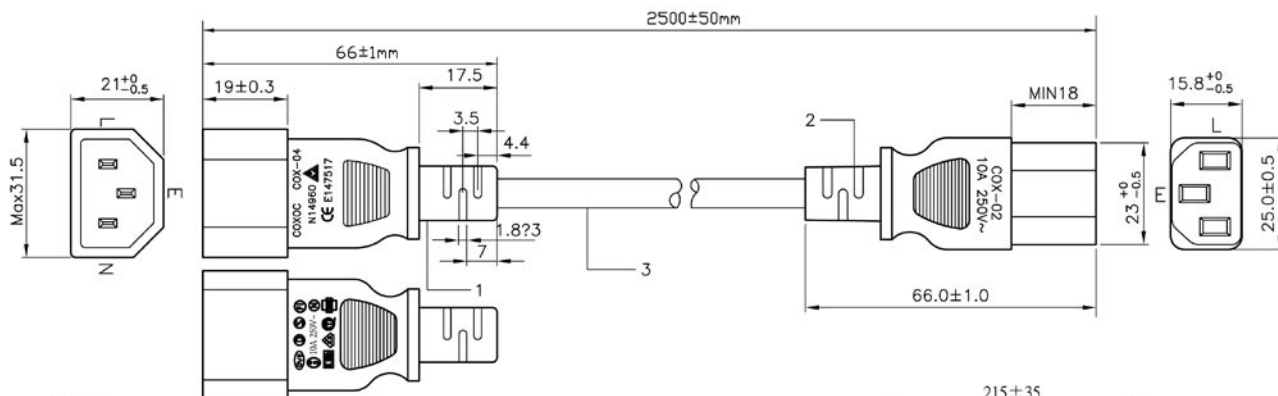
<VDE> H05VV-F 3G0.75mm<sup>2</sup> COXOC ÖVE

CEBEC KEMA-KEUR

COLOR: BLACK

INSULATION COLOR:BROWN,BLUE,YELLOW/GREEN.

**AK-500-OE-11-2**



**NOTES:**

1.PLUG NO:COX-04

MARK:COXOC COX-04 10A 250V~

APPROVED: E147517

N14960

2.CONNECTOR NO:COX-02

MARK: COXOC COX-02 10A 250V~ 10A 125V~

APPROVED: E147517

N14960

3.POWER WIRE: C-UL (UL) SVT E148006 VW-1 75°C 18AWGx3C COXOC

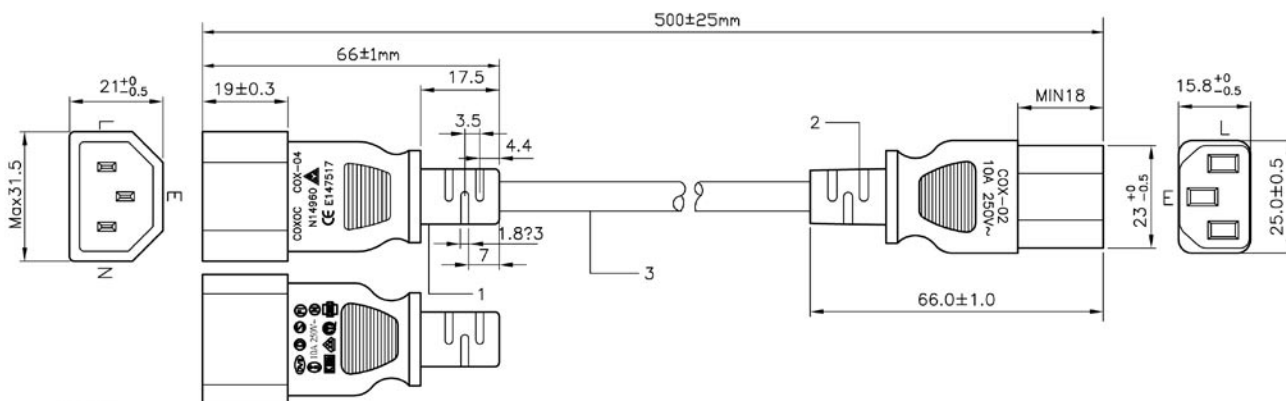
<VDE> H05VV-F 3G0.75mm<sup>2</sup> COXOC ÖVE

CEBEC KEMA-KEUR IEMMEQU.

COLOR: BLACK

INSULATION COLOR:BROWN,BLUE,YELLOW/GREEN.

### AK-500-OE-11-2-5



**NOTES:**

1.PLUG NO:COX-04

MARK:COXOC COX-04 10A 250V~

APPROVED: E147517

N14960

2.CONNECTOR NO:COX-02

MARK: COXOC COX-02 10A 250V~ 10A 125V~

APPROVED: E147517

N14960

3.POWER WIRE: C-UL (UL) SVT E148006 VW-1 75°C 18AWGx3C COXOC

<VDE> H05VV-F 3G0.75mm<sup>2</sup> COXOC ÖVE

CEBEC KEMA-KEUR IEMMEQU.

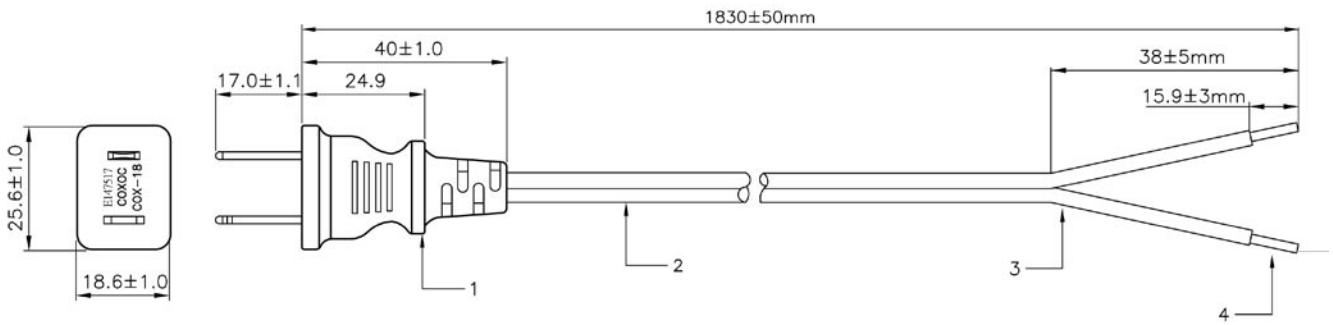
COLOR: BLACK

INSULATION COLOR:BROWN,BLUE,YELLOW/GREEN.

### AK-500-OE-11-5

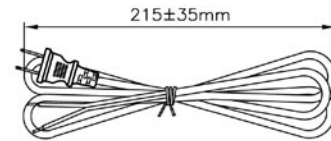


# Power Cords

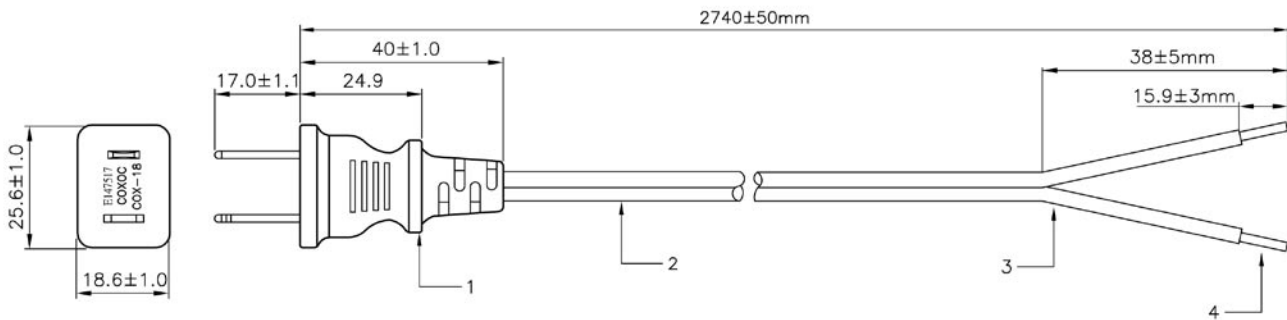


**NOTES:**

1. PLUG NO: COX-18  
MARK: COXOC COX-18  
APPROVED: E147517  
(BLADE MATERIAL: BARSS PLATING NICKEL  
POLARIZED)
2. POWER WIRE:  
C-UL (UL) SPT-1 E148006 VW-1 75°C 18AWG×2C COXOC  
JACKET COLOR: BLACK
3. THE END TO BE RIVED OFF 38mm.
4. JACKET TO BE STRIPPED BACK 15.9mm TO EXPOSE STRAND  
COPPER AS SHOWN.

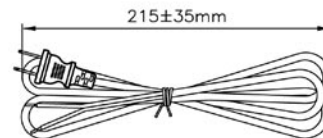


**AK-500-OE-12-6F**

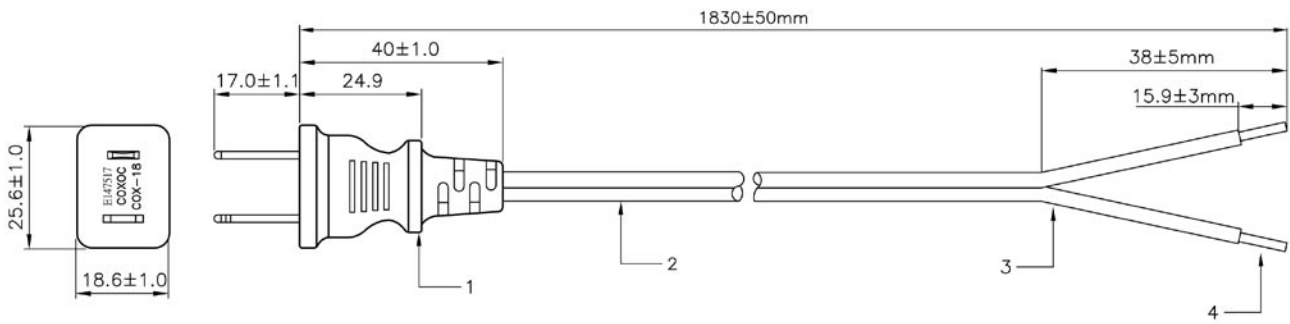


**NOTES:**

1. PLUG NO: COX-18  
MARK: COXOC COX-18  
APPROVED: E147517  
(BLADE MATERIAL: BARSS PLATING NICKEL  
POLARIZED)
2. POWER WIRE:  
C-UL (UL) SPT-1 E148006 VW-1 75°C 18AWG×2C COXOC  
JACKET COLOR: BLACK
3. THE END TO BE RIVED OFF 38mm.
4. JACKET TO BE STRIPPED BACK 15.9mm TO EXPOSE STRAND  
COPPER AS SHOWN.

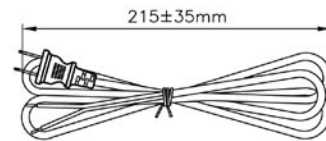


**AK-500-OE-12-9F**

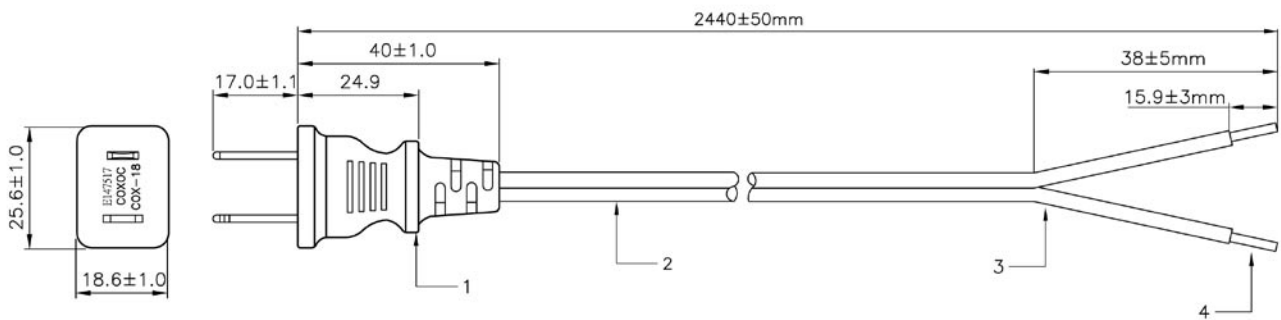


**NOTES:**

1. PLUG NO: COX-18  
MARK: COXOC COX-18  
APPROVED: E147517  
(BLADE MATERIAL: BARSS PLATING NICKEL  
POLARIZED)
2. POWER WIRE:  
C-UL (UL) SPT-2 E148006 VW-1 75°C 18AWG × 2C COXOC  
JACKET COLOR: BLACK
3. THE END TO BE RIVED OFF 38mm.
4. JACKET TO BE STRIPPED BACK 15.9mm TO EXPOSE STRAND  
COPPER AS SHOWN.

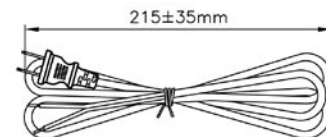


**AK-500-OE-13-6F**



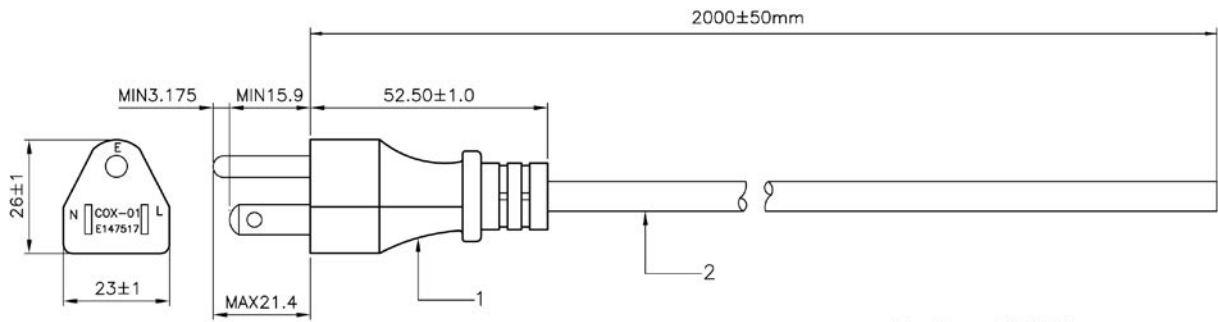
**NOTES:**

1. PLUG NO: COX-18  
MARK: COXOC COX-18  
APPROVED: E147517  
(BLADE MATERIAL: BARSS PLATING NICKEL  
POLARIZED)
2. POWER WIRE:  
C-UL (UL) SPT-2 E148006 VW-1 75°C 18AWG × 2C COXOC  
JACKET COLOR: BLACK
3. THE END TO BE RIVED OFF 38mm.
4. JACKET TO BE STRIPPED BACK 15.9mm TO EXPOSE STRAND  
COPPER AS SHOWN.



**AK-500-OE-13-8F**

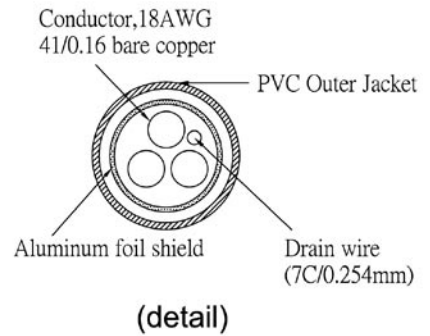
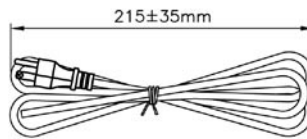
# Power Cords



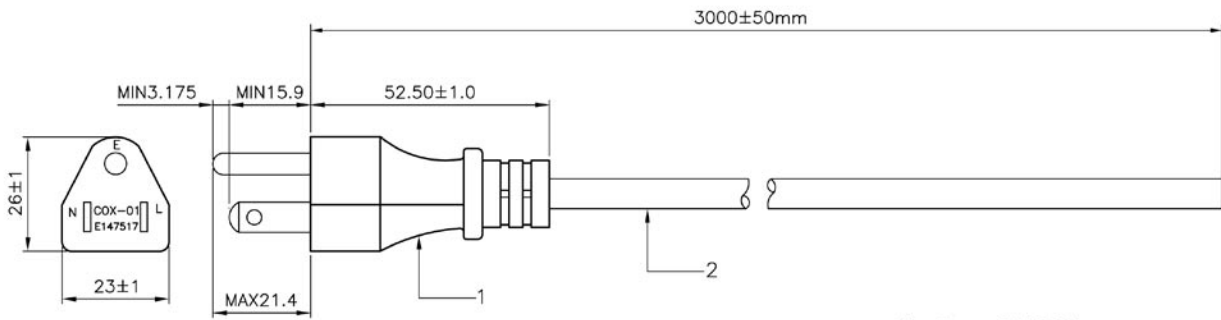
PLUG No.:COX-01

**NOTES:**

- 1.PLUG NO. : COX-01  
MARK:COXOC COX-01  
APPROVED: E147517
- 2.POWER WIRE:  
C-UL (UL) SVT E148006 VW-1 75°C 18AWG×3C COXOC  
SHIELED  
JACKET COLOR: BLACK  
INSULATION COLOR: BLACK,WHITE,GREEN.
3. THE END TO BE CUT ONLY.



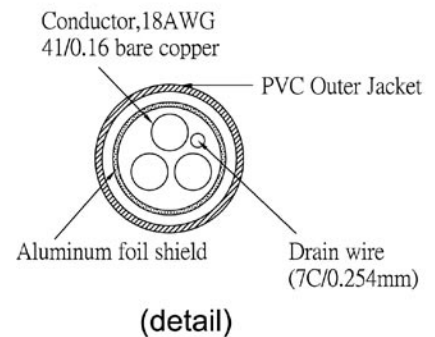
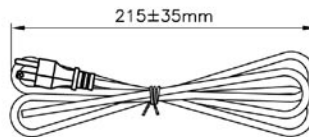
**AK-500-OE-5-2**



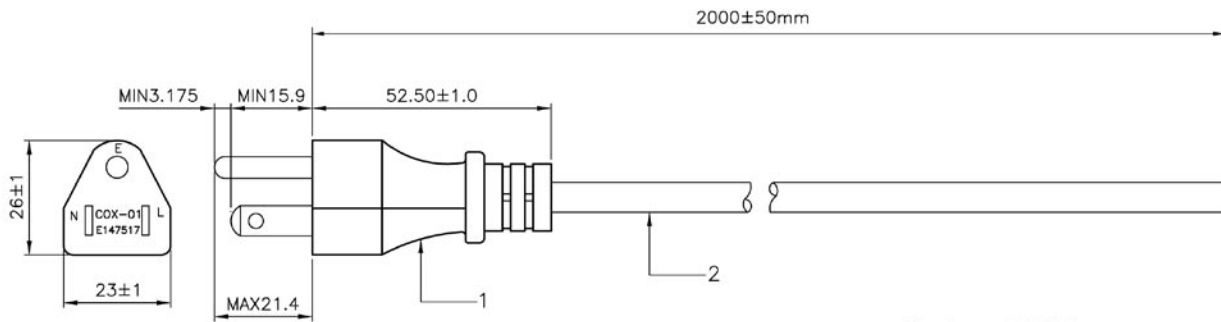
PLUG No.:COX-01

**NOTES:**

- 1.PLUG NO. : COX-01  
MARK:COXOC COX-01  
APPROVED: E147517
- 2.POWER WIRE:  
C-UL (UL) SVT E148006 VW-1 75°C 18AWG×3C COXOC  
SHIELED  
JACKET COLOR: BLACK  
INSULATION COLOR: BLACK,WHITE,GREEN.
3. THE END TO BE CUT ONLY.



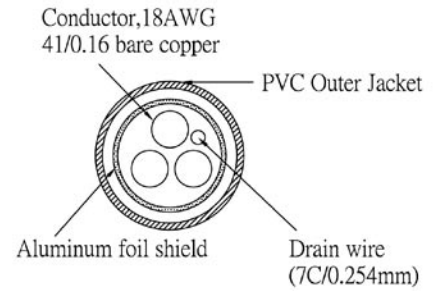
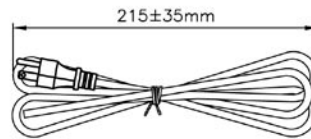
**AK-500-OE-5-3**



PLUG No.:COX-01

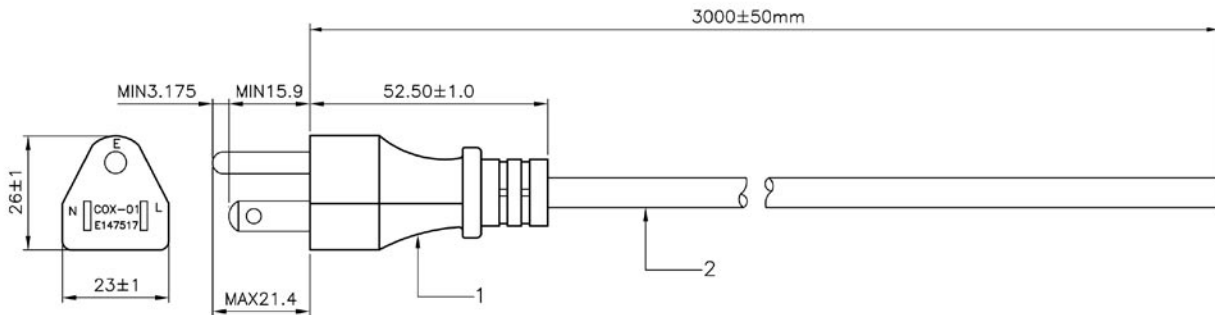
NOTES:

- 1.PLUG NO. : COX-01  
MARK:COXOC COX-01  
APPROVED: E147517
- 2.POWER WIRE:  
C-UL (UL) SJT E148006 VW-1 75°C 18AWG×3C COXOC  
SHIELDED  
JACKET COLOR: BLACK  
INSULATION COLOR: BLACK,WHITE,GREEN.
3. THE END TO BE CUT ONLY.



(detail)

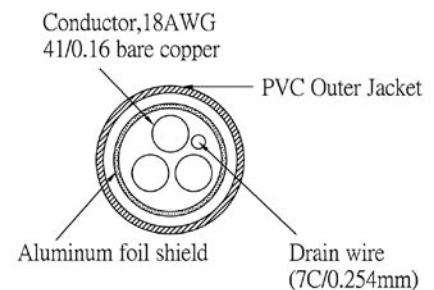
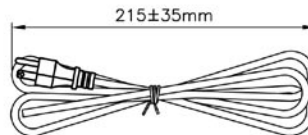
### AK-500-OE-6-2



PLUG No.:COX-01

NOTES:

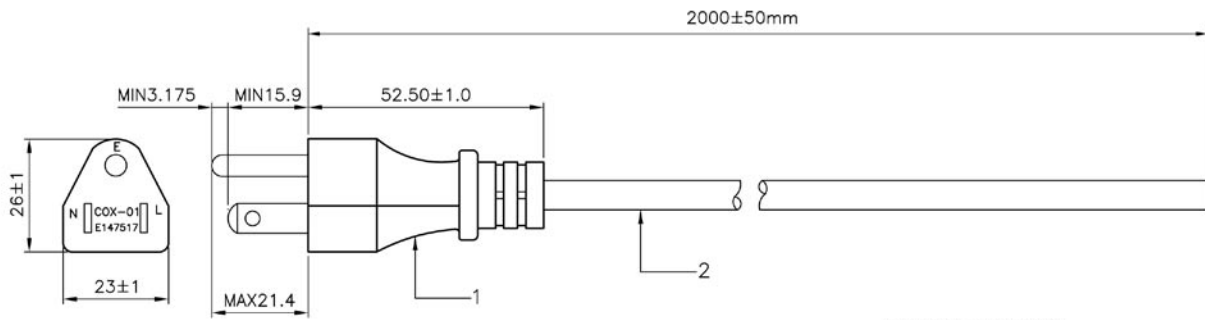
- 1.PLUG NO. : COX-01  
MARK:COXOC COX-01  
APPROVED: E147517
- 2.POWER WIRE:  
C-UL (UL) SJT E148006 VW-1 75°C 18AWG×3C COXOC  
SHIELDED  
JACKET COLOR: BLACK  
INSULATION COLOR: BLACK,WHITE,GREEN.
3. THE END TO BE CUT ONLY.



(detail)

### AK-500-OE-6-3

# Power Cords

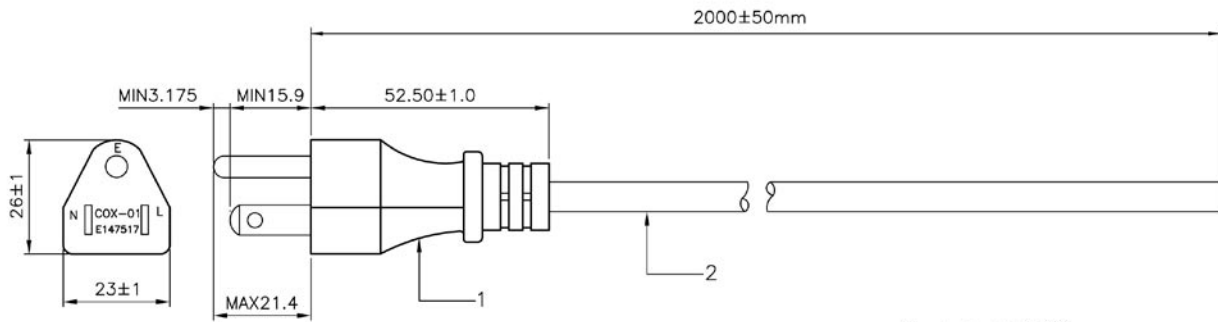


PLUG No.:COX-01

**NOTES:**

- 1.PLUG NO. : COX-01  
MARK:COXOC COX-01  
APPROVED: E147517
- 2.POWER WIRE:  
C-UL (UL) SVT E148006 VW-1 105°C 18AWG×3C COXOC  
SHIELDED  
JACKET COLOR: BLACK  
INSULATION COLOR: BLACK,WHITE,GREEN.
3. THE END TO BE CUT ONLY.

**AK-500-OE-7-2**

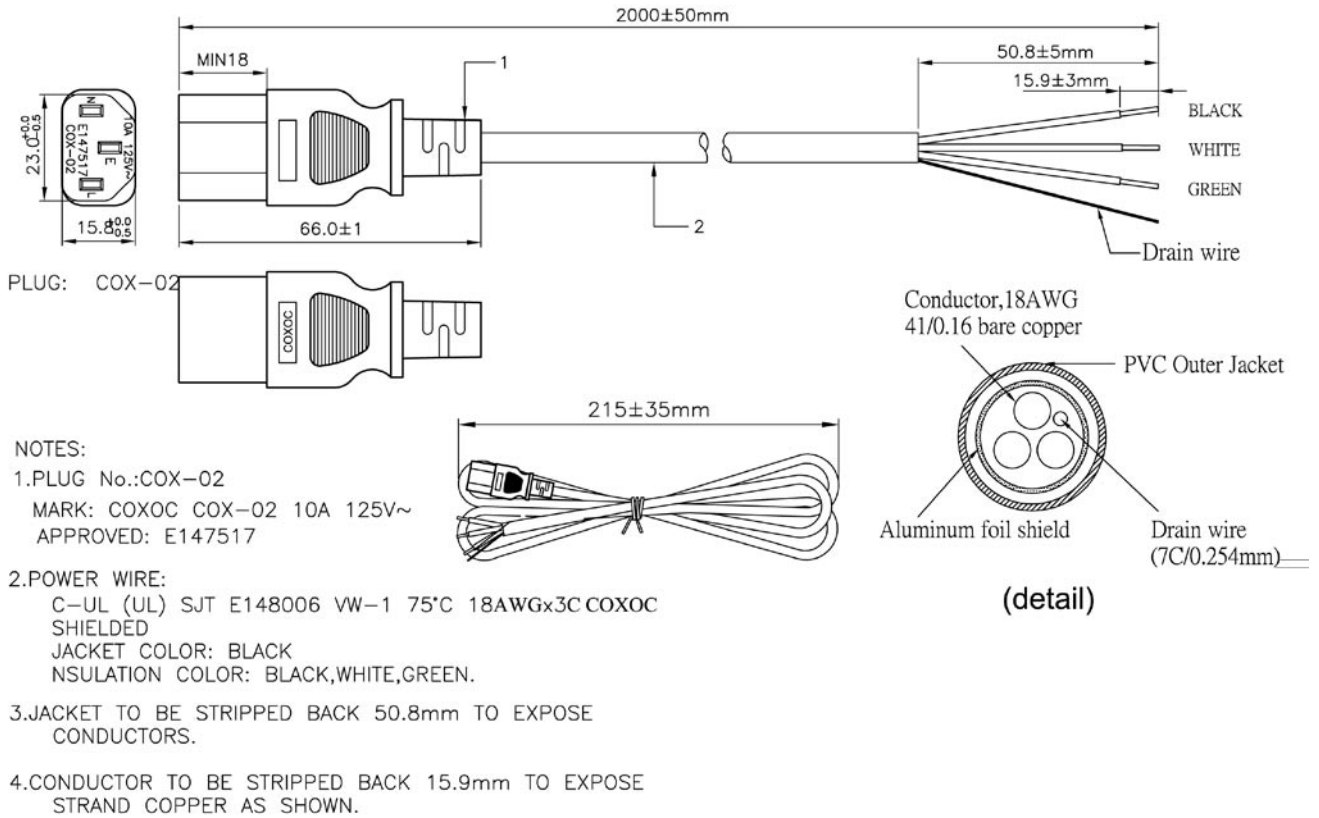


PLUG No.:COX-01

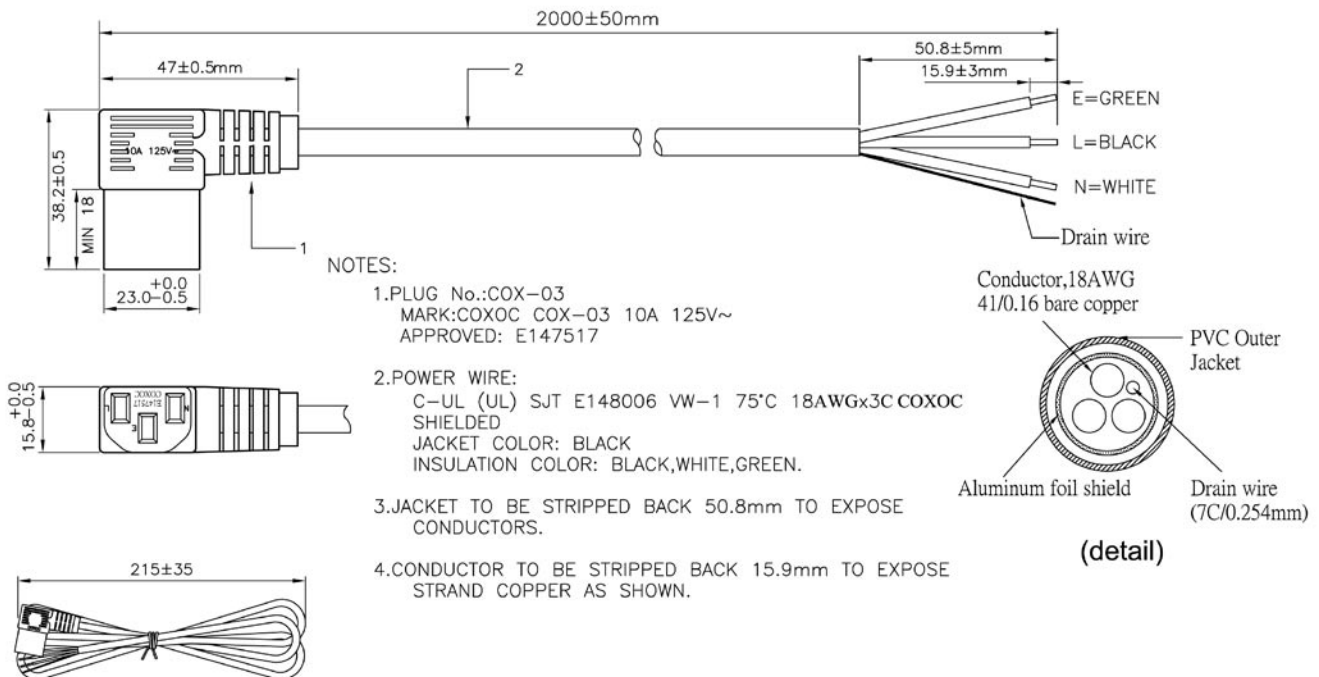
**NOTES:**

- 1.PLUG NO. : COX-01  
MARK:COXOC COX-01  
APPROVED: E147517
- 2.POWER WIRE:  
C-UL (UL) SJT E148006 VW-1 105°C 18AWG×3C COXOC  
SHIELDED  
JACKET COLOR: BLACK  
INSULATION COLOR: BLACK,WHITE,GREEN.
3. THE END TO BE CUT ONLY.

**AK-500-OE-8-2**

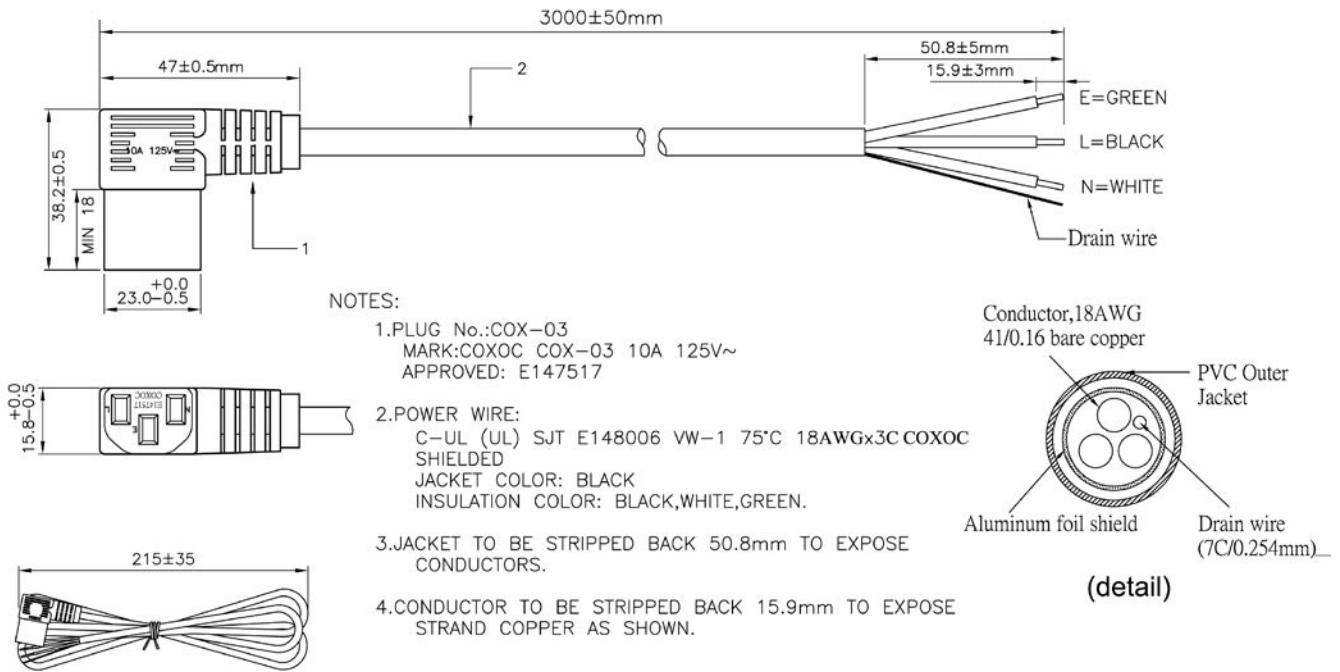


### AK-500-OE-9-2

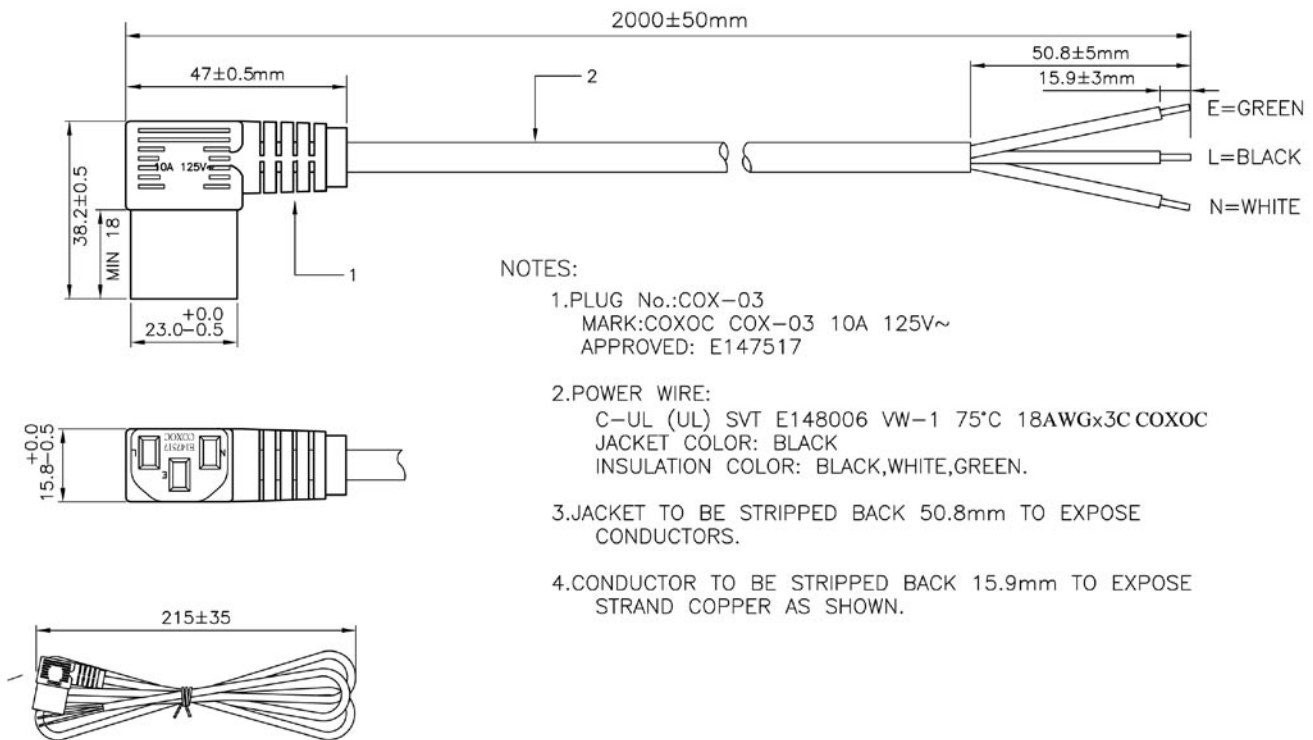


### AK-500-RA-5-2

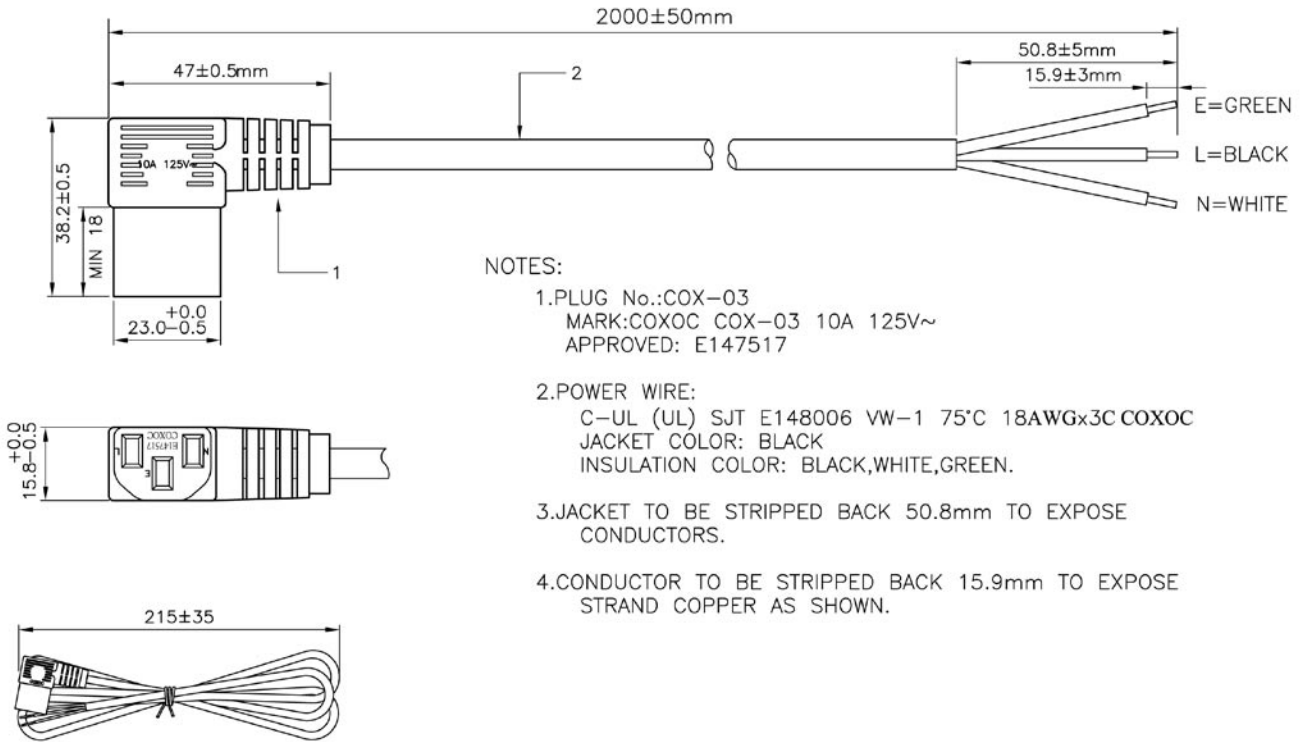
# Power Cords



AK-500-RA-5-3



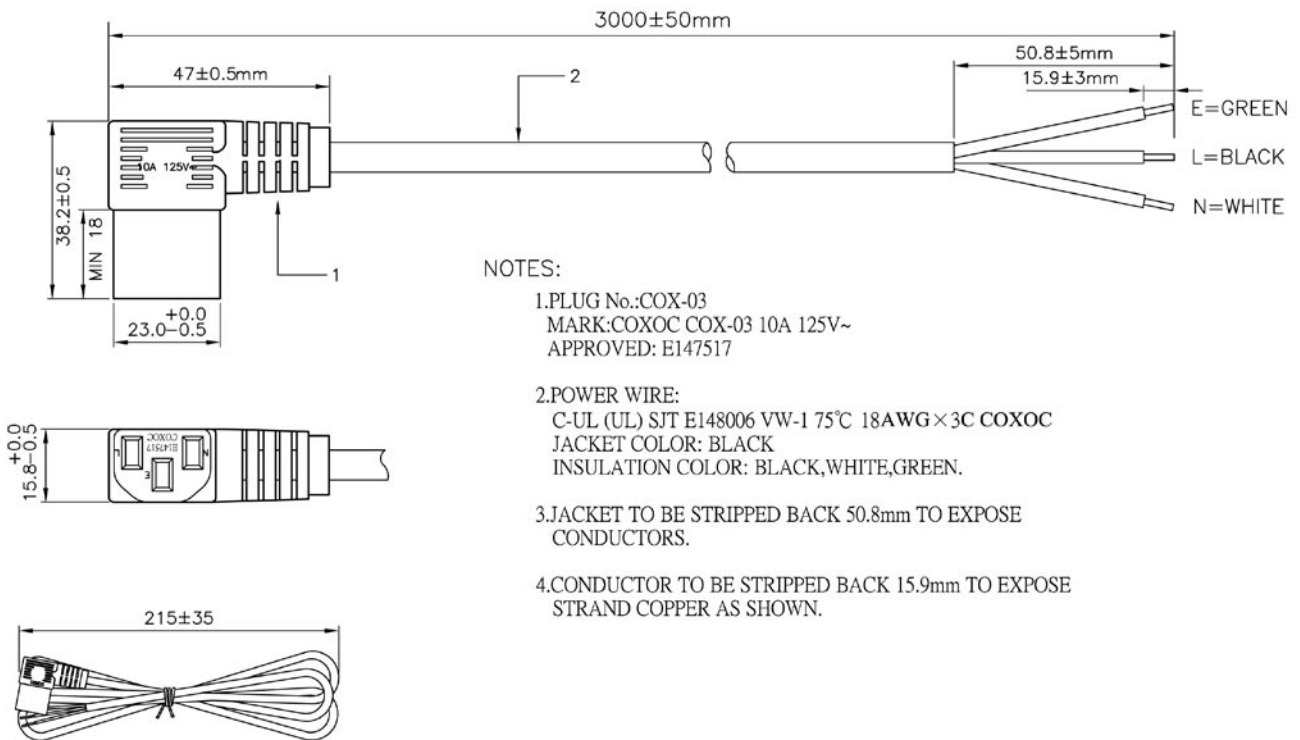
AK-500-RA-6-2



**NOTES:**

1. PLUG No.: COX-03  
MARK: COXOC COX-03 10A 125V~  
APPROVED: E147517
2. POWER WIRE:  
C-UL (UL) SJT E148006 VW-1 75°C 18AWG×3C COXOC  
JACKET COLOR: BLACK  
INSULATION COLOR: BLACK, WHITE, GREEN.
3. JACKET TO BE STRIPPED BACK 50.8mm TO EXPOSE CONDUCTORS.
4. CONDUCTOR TO BE STRIPPED BACK 15.9mm TO EXPOSE STRAND COPPER AS SHOWN.

AK-500-RA-7-2



**NOTES:**

1. PLUG No.: COX-03  
MARK: COXOC COX-03 10A 125V~  
APPROVED: E147517
2. POWER WIRE:  
C-UL (UL) SJT E148006 VW-1 75°C 18AWG×3C COXOC  
JACKET COLOR: BLACK  
INSULATION COLOR: BLACK, WHITE, GREEN.
3. JACKET TO BE STRIPPED BACK 50.8mm TO EXPOSE CONDUCTORS.
4. CONDUCTOR TO BE STRIPPED BACK 15.9mm TO EXPOSE STRAND COPPER AS SHOWN.


AK-500-RA-7-3



# Internal Power Supply Cables

## Internal Y-Power Supply Cable


5.25" male ⇔ 2 x 5.25" female



AK 319 0,20 m

## Internal Y-Power Supply Cable

AK 521 = 5.25" male ⇔ 5.25" female + 3.5" female  
AK 520 = 5.25" male ⇔ 2 x 3.5" female




AK 521 0,20 m

AK 520 0,20 m

## Internal ATX to ATX / Pentium IV Power Supply Cable

2 x 5.25" male / female ⇔ 4-pin mainboard P-IV  
12V power supply




AK ATX-P4 0,20 m

## ATX Extension Cable

ATX male, 20 PIN ⇔ ATX female, 20 PIN

This cable extends the ATX power supply cable of the ATX power supply by 20 cm.



AK ATX-EXT 0,20 m

## ATX - AT Power Supply Cable

ATX male, 20 PIN ⇔ P8 and P9, female, each 6 PIN

With this cable, you can use AT mainboards with PS2/AT connections in cases with ATX power supplies. All required connections are bypassed to fit only in the correct position.




AK ATX-AT 0,20 m

## Internal CPU Fan Power Supply Cable

Adapter for connection of CPU fans with 3-pin connectors directly to the ATX/AT power supply. Particularly suited for PCs, with mainboards (AT) that have no direct connection for a CPU fan.

3-pin CPU fan, male ⇔ 1 x 5.25" male

CPU fan adapter cable.



AK 53P4P

### PS/2 Notebook Y-Adapter

For connection of a PS/2 keyboard and mouse to a notebook keyboard port.



**AB NA** 2 x MD 6-pin Female ⇔ 1 x MD 6-pin Male

### Mini Null Modem Adapter

Suitable for data exchange between two PCs via the serial port. Assignment (9-pin version corresponds to the signals from the 25-pin version): 1-1, 2-3, 3-2, 4, 5-8, 6-20, 7-7, 8-4,5, 20-6, G-G.




**AB NM9** DSUB 9-pin, M ⇔ DSUB 9-pin F

**AB NM25** DSUB 25-pin, M ⇔ DSUB 25-pin F

### RS 232 Interface Tester with 18 LEDs

Displays the status and data flow of the wires 2, 3, 4, 5, 6, 8, 11, 19 and 20. 1 x DSUB 25-pin male ⇔ 1 x DSUB 25-pin female.



**AB 934** Plastic Housing

**AB 935** Plastic Housing, Metalized

### Mini Gender Changer

Metal version, assignment 1:1, with hex-screws.



**AB 410** DSUB, 9-pin, M/M

**AB 411** DSUB, 9-pin, F/F

**AB 412** DSUB, 15-pin, M/M

**AB 413** DSUB, 15-pin, F/F

### PS/2 Notebook Cable Adapter

For connection of a PS/2 keyboard and mouse to the notebook keyboard port, cable length 15 cm.



**AB NAK** 2 x MD 6-pin Female ⇔ 1 x MD 6-pin Male

### PS/2 Mouse Cable Adapter, for Combo Mice

Molded plastic, cable length 15 cm.



**AB 401K** MD 6-pin Female ⇔ DB 9-pin Male

**AB 450K** MD 6-pin Male ⇔ DB 9-pin Female

**AB 405K** MD 6-pin Male ⇔ DB 9-pin Male

**AB 406K** MD 6-pin Female ⇔ DB 9-pin Female

### RS 232 Adapter

Metal version, DSUB 25-pin with screw eyes, DSUB 9-pin with hex-screws.



**AB 467** DSUB, 9-pin Male ⇔ 25-pin Male

**AB 468** DSUB, 9-pin Male ⇔ 25-pin Female

**AB 469** DSUB, 9-pin Female ⇔ 25-pin Female

**AB 470** DSUB, 9-pin Female ⇔ 25-pin Male

### Mini Gender Changer

Metal version, assignment 1:1, with hex-screws.



**AB 414** DSUB, 25-pin, M/M

**AB 415** DSUB, 25-pin, F/F

**AB 418** HD DSUB, 15-pin, M/M

**AB 420** HD DSUB, 15-pin, F/F

# Interface, Digital Audio and DVI Adapters

## Keyboard Adapter

Molded Plastic.



<b>AB 961</b>	MiniDIN 6-pin Female ⇔ DIN 5-pin Male
<b>AB 440</b>	MiniDIN 6-pin Male ⇔ DIN 5-pin Female

## Serial Adapter

Molded plastic, with thumb screws.



<b>AB 913</b>	DSUB, 9-pin Male ⇔ 25-pin Male
<b>AB 914</b>	DSUB, 9-pin Female ⇔ 25-pin Male
<b>AB 914F</b>	DSUB, 9-pin Male ⇔ 25-pin Female
<b>AB 915</b>	DSUB, 9-pin Female ⇔ 25-pin Female

## Digital Audio Adapter


For connection of 2 Toslink cables.  
Housing: metal, gold / nickel effect.



<b>AB OFC-GO</b>	Toslink Adapter, Gold,
<b>AB OFC-NI</b>	Toslink Adapter, Nickel

## DVI ⇔ DVI Adapter

Male and Female with thumb screws, black.



<b>AB 545</b>	DVI-I, Male ⇔ DVI-I, Female
---------------	-----------------------------

## Mouse Adapter, only for Combo Mice

Molded plastic, DSUB 9-pin with hex-screws.



<b>AB 401</b>	MiniDIN 6-pin Female ⇔ DSUB 9-pin Male
<b>AB 450</b>	MiniDIN 6-pin Male ⇔ DSUB 9-pin Female
<b>AB 405</b>	MiniDIN 6-pin Male ⇔ DSUB 9-pin Male
<b>AB 406</b>	MiniDIN 6-pin Female ⇔ DSUB 9-pin Female

## Digital Audio Splitter

Splits a single fiber optic connection into two connections.  
Connector: 1 x Toslink, female - 2 x Toslink, female  
Housing: plastic, black.



<b>AB OFC-Y</b>	Splitter 1 to 2
-----------------	-----------------

## DVI ⇔ VGA Analog Adapter

Plugs with thumb screws, socket with UNC4-40 bolts, black.



<b>AB 540</b>	DVI-D, Male ⇔ HPC 20, Female
<b>AB 541</b>	DVI-D, Female ⇔ HPC 20, Male

## DVI ⇔ VGA Analog Adapter

Plugs with thumb screws, socket with UNC4-40 bolts, black.



<b>AB 543</b>	DVI-I, Male ⇔ DSUB 15, Female
<b>AB 544</b>	DVI-I, Female ⇔ DSUB 15, Male

### Serial ATA 150 Connector Cable



- Compatible with Serial ATA 1.0 standard
- Suitable for data transfer rates up to 150 MB/s
- 7-wire cable, UL21149
- 4 x data wires, 3 x earthing wires

AK-SATA-PC 015: Serial ATA power supply cable,  
15-pin SATA power supply / female - 4-pin ATX power supply / female

AK-SATA-050	0,50 m
AK-SATA-075	0,75 m
AK-SATA-100	1,00 m
AK-SATA-PC 015	0,15 m

### Internal SCSI UW 320 Connector Cable, Round Design



- 68-wire twisted pair cable in plastic boot, AWG 30, UL 20276.
- Sheath and boots transparent, material PVC.

AK LVD-2D320/Round	0,50 m
AK LVD-3D320/Round	0,75 m
AK LVD-5D320/Round	1,20 m

### Internal SCSI UW 320 Connector Cable, Round Cable Design



- 68-wire twisted pari cable in plastic boot, AWG 30, UL 20276.
- Sheath and boots transparent, material PVC.
- Additional 1 x IDC 68 male each for termination.


AK LVD-3+1D320/Round	0.75 m
AK LVD-5+1D320/Round	1.20 m
AK LVD-8+1D320/Round	2.20 m
AB LVD-320T	LVD 320 Terminator

# Floppy and ATA Ribbon Cables

## 3.5" + 5.25" FLOPPY Connector Cable for 2 x 3.5" and 2 x 5.25" FDD

3 x 34-pin, socket connector (3.5")  
2 x 34-pin socket connector (5.25")

34-wire ribbon cable, AWG28,  
2.54 mm pitch, UL2651.




AK 342 0,95 m

## 3.5" FLOPPY Connector Cable for 2 x 3.5" FDD

3 x 34-pin, socket connector (3.5")

34-wire ribbon cable, AWG28,  
2.54 mm pitch, UL2651.




AK 3620-050 0,50 m

AK 3620 0,75 m

## Hard Drive Connector Cable for 1 x IDE / AT Bus Hard Drive

2 x 40-pin, socket connector

40-wire ribbon cable, AWG28,  
2.54 mm pitch, UL2651.




AK 337 0,75 m

## Hard Drive Connector Cable for 2 x IDE / AT Bus Hard Drives

3 x 40-pin, socket connector

40-wire ribbon cable, AWG28,  
2.54 mm pitch, UL2651.



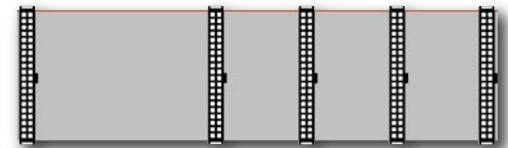
AK 5430 0,50 m

AK 336 0,70 m

## Hard Drive Connector Cable for 3 x or 4 x IDE / AT Bus Hard Drives

AK 372 = 4 x 40-pin, socket connector  
AK 3720 = 5 x 40-pin, socket connector

40-wire ribbon cable, AWG28, 2.54 mm pitch, UL2651.



AK 372 0,75 m

AK 3720 1,05 m

## Ultra ATA Hard Drive Connector Cable, 66 Mbps

For Ultra DMA, Ultra DMA-2 and Ultra ATA hard drives,  
data transfer up to 66 Mbps.

80-wire ribbon cable, AWG30, 0.635 mm pitch, UL2678, three  
differently colored 40-pin socket connectors.  
(blue= controller, black= master, grey= slave)



AK-ATA 0,60 m

AK-ATA-1 0,46 m

## Ultra ATA Hard Drive Connector Cable, 100 Mbps

For Ultra DMA, Ultra DMA 2 and Ultra ATA hard drives up to  
100 Mbps.

80-wire ribbon cable, AWG30, 0.635 mm pitch, UL2678, three  
differently colored 40-pin socket connectors.  
(blue= controller, black= master, grey= slave)



AK-ATA-100 0,46 m

AK-ATA-100/1 0,60 m

## Ribbon Cable AWG28, 1.27 mm Pitch

Color: grey with red marked ID line, 30.5 meter roll.

AK AWG68 = Pitch 0.638 mm



AK AWG20 20-adrig

AK AWG26 26-adrig

AK AWG34 34-adrig


AK AWG40 40-adrig

AK AWG50 50-adrig

AK AWG68 68-adrig



<b>Betriebsspannung</b> 300 V eff	<b>Operating voltage</b> 300 V rms
<b>Durchschlagsspannung</b> 2000 V eff	<b>Test voltage</b> 2000 V rms
<b>Strombelastbarkeit</b> 1A	<b>Current capacity</b> 1A
<b>Isolationswiderstand</b> >20 G Ω /m	<b>Insulation resistance</b> >20 G Ω /m
<b>Kapazität</b> 45pF /m	<b>Capacity</b> 45pF /m
<b>Leiterwiderstand</b> > 230Ω /km	<b>Conductor resistance</b> > 230Ω /km
<b>Impedanz</b> 104 Ω	<b>Impedance</b> 104 Ω
<b>Übersprechen, unsymmetrisch</b> 60 dB	<b>Cross-talk, asym.</b> 60 dB
<b>Übersprechen, symmetrisch</b> 50 dB	<b>Cross-talk, sym.</b> 50 dB
<b>Temperaturbereich</b> -30°C bis +105°C	<b>Temperature range</b> -30°C bis +105°C
<b>Farbe</b> Grau, mit roter Kennader Farbkodiert	<b>Colour</b> Grey, red coded Colour coded



**Farbfolge:** braun, rot, orange, gelb, grün, blau, violett, grau, weiss, schwarz

**Colour sequence:** brown, red, orange, yellow, green, blue, violet, grey, white, black

Bestellcode : **AWG - 28 - x / x**  
 Ordercode :

Bitte „x“ durch die unten geeignete Option ersetzen  
 Please replace „x“ with appropriate option listed below

1. 2.

1.

**Polzahl**  
10 / 14 / 16 / 20 / 25 / 26 / 34 / 37\* / 40 / 50 / 60\* / 64

**No. of contacts**  
10 / 14 / 16 / 20 / 25 / 26 / 34 / 37\* / 40 / 50 / 60\* / 64

2.

**Farbe**  
G -Grau (30.5 m)  
G50 -Grau (50 m)  
G100 -Grau (100 m)  
F -Farbkodiert (30.5 m)

**Colour**  
G -Grey (30.5 m)  
G50 -Grey (50 m)  
G100 -Grey (100 m)  
F -Colour coded (30.5 m)


\* -nicht bei Farbkodierten Leitungen verfügbar

\* -not available in color cables

**Andere Rollengrößen und halogenfreies  
 Flachbandkabel auf Anfrage**

**Other lengths per reel and halogen free  
 cable on request**

## Flat cables AWG 28, 1.27 mm pitch



Standard: 30.5m Rolle / Reel

Bestellcode : **AK** - **AWG** - **x**  
Ordercode :

Bitte „x“ durch die unten geeignete Option ersetzen  
Please replace „x“ with appropriate option listed below


1.

1.

Polzahl  
10 / 14 / 16 / 24 / 25 / 64

No. of contacts  
10 / 14 / 16 / 24 / 25 / 64

## Flachbandkabel AWG 28, 1.00 mm Raster Flat cable AWG 28, 1.00 mm pitch



Standard: 30.5m Rolle / Reel

Bestellcode : **AWG** - **28** - **x** - **G1.0**  
Ordercode :

Bitte „x“ durch die unten geeignete Option ersetzen  
Please replace „x“ with appropriate option listed below

1.

1.

Polzahl  
14 / 20 / 26 / 34 / 40 / 50

No. of contacts  
14 / 20 / 26 / 34 / 40 / 50

Neben Standardkabeln fertigen wir Kabelkonfektionen speziell nach Kundenwunsch. Im Bereich Flachbandkabel bieten wir Ihnen Konfektionen mit beliebigen Polzahlen und Längen mit entsprechenden Steckverbindern an.

Ein äußerst flexibles und kostengünstiges System von automatischer und manueller Fertigung bietet Ihnen

- wettbewerbsfähige Preise
- hohe Qualität mit 100% elektrischer Prüfung und Zertifizierung auf Wunsch
- Bedruckung von Kabel und Steckern



**Senden Sie uns Ihre Anfrage.**

Apart from standard cables, special cables can be assembled upon request. For flatcables we offer assemblies in any length with any number of conductors and with all kinds of connectors.

An extremely flexible and cost-effective system of automatic and manual production offers you

- competitive pricing
- high quality with 100% electrical testing and certification on request
- printing on cables and connectors

**Please send your enquiry**






# SCSI 3 and 2 Round Cables, External

## SCSI 3 ⇔ SCSI 3 Cable, UL 2919

DSUB 68, HP, male ⇔ DSUB 68, HP, male clip

UL 2919, twisted pair, triple shielding, 68-wire, molded hoods.

AK 580/F-1	0,9 m
AK 580/F-2	2,0 m




## SCSI 3 ⇔ SCSI 3 Cable, UL 2919

DSUB 68, HP, male ⇔ DSUB 68, HP, male screw

UL 2919, twisted pair, triple shielding, 68-wire, molded hoods.

AK 5800/F-1	0,9 m
AK 5800/F-2	2,0 m




## SCSI 2 ⇔ SCSI 3 Cable, UL 2990

DSUB 50, HP, male ⇔ DSUB 68, HP, male clip

**AK 5802**  
DSUB 50, HP, male ⇔ DSUB 68, HP, male screw

UL 2990, twisted pair, double shielding, 50-wire, molded hoods.

AK 5801	0,9 m
AK 5802	0,9 m




## SCSI 2 ⇔ SCSI 3 Cable, UL 2919

DSUB 50, HP, male ⇔ DSUB 68, HP, male screw

UL 2919, twisted pair, triple shielding, 50-wire, molded hoods.

AK 5812/F-1	0,9 m
AK 5812/F-2	2,0 m



## SCSI 1 ⇔ SCSI 3 Cable, UL 2919

DSUB 25, SP, male ⇔ DSUB 68, HP, male screw

UL2919, twisted pair, triple shielding, 25-wire, molded hoods, for ZIP drives.

AK 441/F-1	0,9 m
AK 441/F-2	2,0 m




## SCSI 2 ⇔ SCSI 2 Cable, UL 2919

DSUB 50, HP, male ⇔ DSUB 50, HP, male clip

UL 2919, twisted pair, triple shielding, 50-wire, molded hoods.

AK 579/F-1	0,9 m
AK 579/F-2	2,0 m




## SCSI 2 ⇔ SCSI 2 Cable, UL 2919

DSUB 50, HP, male ⇔ DSUB 50, HP, male screw

UL 2919, twisted pair, triple shielding, 50-wire, molded hoods.

AK 5790/F-1	0,9 m
AK 5790/F-2	2,0 m




## SCSI 2 ⇔ SCSI 2 Cable, UL 2990

DSUB 50, HP, male ⇔ DSUB 50, HP, male clip

UL 2990, twisted pair, double shielding, 50-wire, molded hoods.

AK 578	0,9 m
AK 579	3,0 m






### SCSI 2 ⇔ SCSI 2 Cable, UL 2990

DSUB 50, HP, male ⇔ DSUB 50, HP, male  
clip clip

UL 2990, twisted pair, double shielding, 50-wire,  
molded hoods.



AK 578	0,9 m
AK 579	3,0 m



### FAST SCSI 1 ⇔ SCSI 2 Cable, UL 2919

CENT 50, SP, male ⇔ DSUB 50, HP, male  
clamp clip

UL 2919, twisted pair, triple shielding, 50-wire,  
molded hoods.

AK 545/F-1	0,9 m
AK 545/F-2	2,0 m



### SCSI 1 ⇔ SCSI 2 Cable, UL 2990

DSUB 25, SP, male ⇔ DSUB 50, HP, male  
screw clip

UL 2990, twisted pair, double shielding, 25-wire,  
molded hoods, for ZIP drives.



AK 438-1NEW	0,9 m
AK 438-2NEW	2,0 m




### SCSI 1 ⇔ SCSI 2 Cable, UL 2990

CENT 50, SP, male ⇔ DSUB 50, HP, male  
clamp clip

UL 2990, twisted pair, double shielding, 50-wire,  
molded hoods.



AK 545	0,9 m
AK 545 2M	2,0 m




### Very High Density SCSI Cable, UL 20276

DSUB 68, HP, male ⇔ CENT 68, VHD, male  
screw pitch 0.8 mm, screw

UL20276, twisted pair, double shielding, 68-wire,  
molded hoods.

AK 660	0,9 m
--------	-------



### Very High Density SCSI Cable, UL 20276

DSUB 50, HP, male ⇔ CENT 68, VHD, male  
clip pitch 0.8 mm, screw

UL20276, twisted pair, double shielding, 50-wire,  
molded hoods.

AK 661	0,9 m
--------	-------

# Hoods for D-Sub-connectors, snap-in lock



## Merkmale

Zweiteiliges Kunststoffgehäuse aus Glasfaserverstärktem Material. Gerader Kabelausgang. Schnelle Montage durch Schnappverschluss.

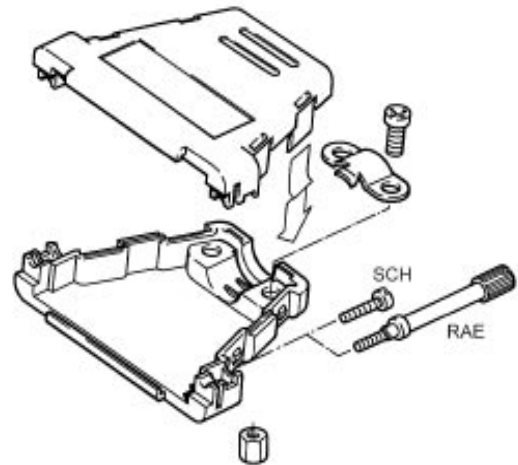
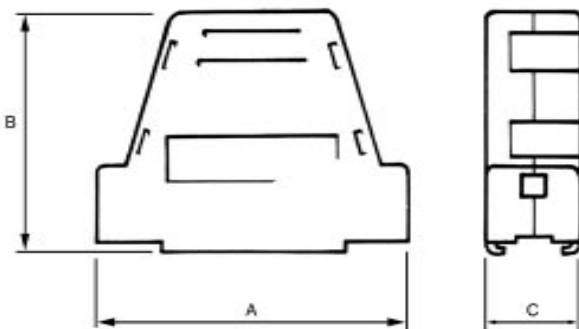
Wahlweise mit kurzer Verriegelungsschraube oder Rändelschraube lieferbar.

## Features

Two-pieces plastic housing of glass fiber reinforced material. Top cable exit. Quick assembly due to sprong loaded latches.

Optional with short attachment screws or knurled screws.

Dimensions			
No. of contacts	A	B	C
09	31.0	32.0	15.0
15	39.5	36.0	15.0
25	53.0	40.5	15.0



Bestellcode : **ADT** - **x** - **x**  
 Ordercode :

Bitte „x“ durch die unten geeignete Option ersetzen  
 Please replace „x“ with appropriate option listed below

1. 2.

1.

**Polzahl**  
09, 15, 25

**No. of contacts**  
09, 15, 25


2.

**Ausführung**  
RAE -Rändelschrauben  
SCH -Schlitzschrauben

**Version**  
RAE -knurled screws  
SCH -slotted screws

**Andere Ausführungen und Polzahlen auf Anfrage**

**Other versions and No. of contacts on request**



**Isolierkörper**  
PBT, glasfaserverstärkt,  
UL94V-0

**Kontakte**  
Phosphor Bronze,  
Selektiv Flash Gold über 30µ"  
Nickel

**Isolationswiderstand**  
500MΩ min.

**Spannungsfestigkeit**  
250V AC für 1 Minute

**Kontaktwiderstand**  
35mΩ max

**Betriebstemperaturbereich**  
-55°C bis +105°C

**Insulators**  
PBT, glass filled,  
UL94V-0

**Contacts**  
Phosphor bronze, Selective flash  
gold over 30µ" nickel

**Insulations resistance**  
500MΩ min.

**Dielectric voltage**  
250V AC for 1 minute

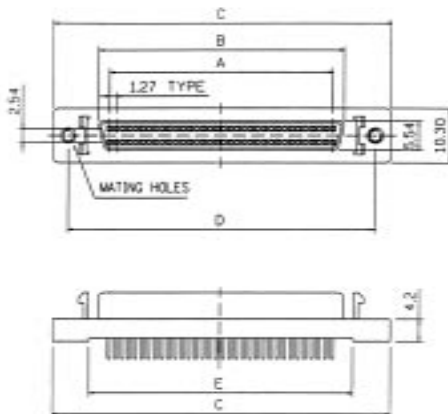
**Contact resistance**  
35mΩ max

**Operating temperature**  
-55°C to +105°C

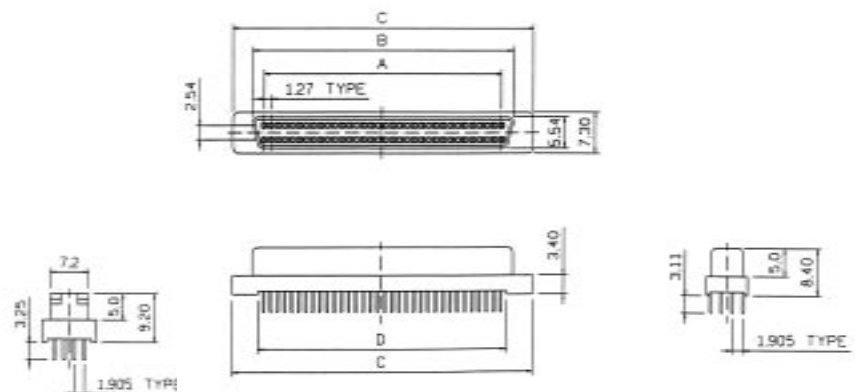
### Dimensions ( Buchse / Female )

No. of contacts	A	B	C	D	E
50	30.48	34.70	41.77	32.48	-----
68	41.91	46.13	63.88	57.91	49.63

68polig / 68poles



50polig / 50poles



Bestellcode : **A** - **MDF** - **x** - **PP**  
Ordercode :

Bitte „x“ durch die unten geeignete Option ersetzen  
Please replace „x“ with appropriate option listed below

1.

1.


Polzahl  
50, 68

50-polig Gehäuse Kunststoff  
68-polig Gehäuse vernickelt

No. of contacts  
50, 68

50-poles shell plastic  
68-poles nickel plated shell

# SCSI 1.27mm, with IDC technique, UNC 2-56



**Isolierkörper**  
PBT, glasfaserverstärkt,  
UL94V-0

**Kontakte**  
Phosphor Bronze,  
Selektiv Flash Gold über 30µ"  
Nickel

**Isolationswiderstand**  
500MΩ min.

**Spannungsfestigkeit**  
250V AC für 1 Minute

**Kontaktwiderstand**  
35mΩ max.

**Betriebstemperaturbereich**  
-55°C bis +105°C

**Insulators**  
PBT, glass filled,  
UL94V-0

**Contacts**  
Phosphor bronze,  
Selective flash gold over 30µ"  
nickel

**Insulations resistance**  
500MΩ min.

**Dielectric voltage**  
250V AC for 1 minute

**Contact resistance**  
35mΩ max

**Operating temperature**  
-55°C to +105°C

**Flachbandkabel**  
**AWG28 auf S. 65**

**Flat Ribbon Cable AWG28**  
**on page 65**

### Dimensions ( Buchse / Female )

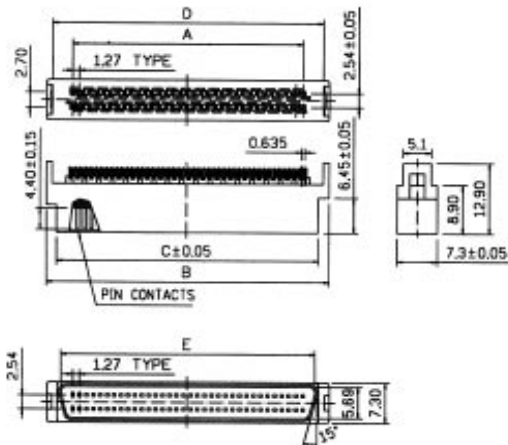
No. of contacts	A	B	C	D	E	F	G	H
50	30.48	40.07	52.45	37.87	34.70	35.67	37.77	46.48
68	41.91	51.50	63.88	49.30	46.13	47.10	49.20	57.91

### Dimensions ( Stecker / Male )

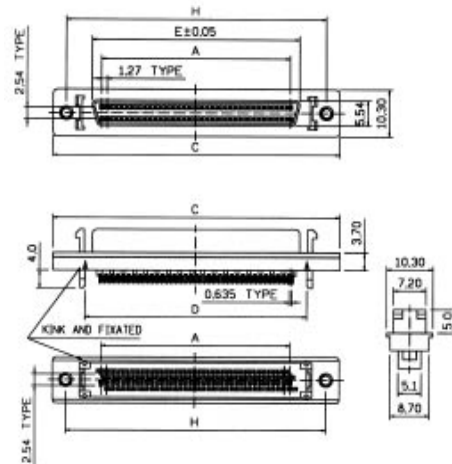
No. of contacts	A	B	C	D	E	F	G
50	30.48	40.07	36.22	37.87	34.85	35.67	37.77
68	41.91	51.50	47.65	49.30	46.28	47.10	49.20

**Kundenspezifische Kabelkonfektion möglich!**  
**Customer designed cable assemblies available!**

### Buchse / Female



### Stecker / Male



Bestellcode : **A - MD - X - X - IDC**  
Ordercode :

Bitte „X“ durch die unten geeignete Option ersetzen  
Please replace „X“ with appropriate option listed below

1. 2.

1.

**Ausführung**  
F -Buchse (Gehäuse vernickelt)  
S -Stecker (Gehäuse Kunststoff)

**Version**  
F -Female (nickel plated shell)  
S -Male (housing plastic)

2.

**Polzahl**  
50, 68

**No. of contacts**  
50, 68



**Isolierkörper**  
Thermoplastik, UL94V-0

**Kontakte**  
Phosphorbronze

**Gehäuse**  
Stahl, Vernickelt

**Nennspannung**  
40V max

**Nennstrom**  
1.5A

**Spannungsfestigkeit**  
500V AC / 1 Minute

**Isolationswiderstand**  
1000MΩ min.

**Betriebstemperaturbereich**  
-20°C bis +85°C

**Insulators**  
Thermoplastic, UL94V-0

**Contacts**  
Phosphor bronze

**Shell**  
Steel, nickel plated

**Rated voltage**  
40V max.

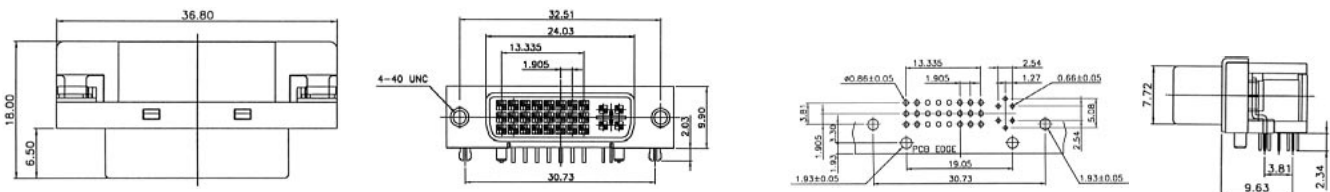
**Current rating**  
1.5A

**Dielectric voltage**  
500V AC / 1 minute

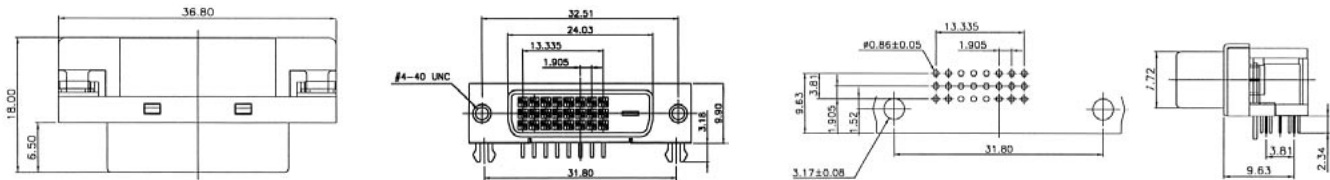
**Insulation resistance**  
1000MΩ min.

**Operating temperature**  
-20°C to +85°C

### Analog/Digital



### Digital



Bestellcode : **A** - **DVI** - **x**  
Ordercode :

Bitte „x“ durch die unten geeignete Option ersetzen  
Please replace „x“ with appropriate option listed below

1.

1.

#### Ausführung

I -Buchse, Analog/Digital  
D -Buchse, Digital

#### Version

I -Female, Analog/Digital  
D -Female, Digital

Adapter und Kabelkonfektionen auf Anfrage

Adaptors and Cable assemblies on request

Die Elektromagnetische Verträglichkeit (EMV) ist zu einem ernstzunehmenden Problem für elektrische Anlagen geworden, so daß man neue Wege finden muß, dem negativen Einfluß elektromagnetischer Wellen zu begegnen.

Dies kann durch Integration einer Ferritplatte oder eines Kondensators erreicht werden. Daher kann der herkömmliche D-SUB für die Leiterplattenmontage ohne Layout-Änderungen durch den Filter D-SUB ersetzt werden.

### **Anwendungen:**

- Personalcomputer, Computerprodukte, Produkte und Peripherie-/Bedieneinheiten.
- Rauschunterdrückung auf Datenleitungen in Datenkommunikationseinheiten und anderen Digital-schaltungen

ASSMANN bietet deshalb ein großes Spektrum an gefilterten D-SUB's an, sowohl mit Kondensator als auch mit Ferritplatte.

**Fragen Sie nach unserem Sortiment.**

Electromagnetic wave interference for electric equipments has become a serious problem recently. The result is that we must find new ways to deal with the negative influence of electromagnetic waves.

By integrating a ferrite plate or capacitors, so the standard D-SUB for PCB-mounting can be substituted without changing the layout by a filtered D-SUB.

### **Applications**

- Personal computer, computer-applied products and peripheral/terminal equipment
- countermeasures against normal-mode along data lines in data communication terminals and digital equipment

ASSMANN offers a big range of filtered D-SUB's, as well as capacitor and ferrite core.

**Ask for our products.**



### Internal LVD 320 Terminator

DSUB 68-pin, HP, female.

LVD 320.

**AB LVD-320T** active



### Internal LVD 160 Terminator

DSUB 68-pin, HP, female.

LVD 160.

**AB LVD-160T** active



### Internal LVD 320 Terminator

IDC 68, female.

LVD/SE 320.

**AB INT320** active, LVD/SE




### Internal LVD 160 PASS THROUGH Terminator

IDC 68 female - IDC 68 male.

LVD/SE 320.

**AB INT320P** active, LVD/SE



### External LVD 320 Terminator, with LED

DSUB 68-pin, HP, male, screw.

LVD/SE 320 with LED, active.

**AB EXT320** active, LVD/SE



### External LVD SCSI Terminator, with LED

DSUB 68-pin, HP, male, screw.

Active.



**AB LVD-2** active



### Internal LVD SCSI Terminator

DSUB 68-pin, HP, female.

Active.

**AB LVD-3** active



# SCSI Terminators, Internal and External

## Internal SCSI 3 Terminator, active

DSUB 68, HP, female.

Single-ended, active.





AB 774 active

## Internal SCSI 3 PASS-TROUGH-Terminator, active

DSUB 68-pin, HP, female ↔ DSUB 68-pin, HP, male

Single-ended, active.



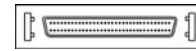
AB 774MF active

## External SCSI 3 Terminator

DSUB 68, HP, male.

Clip.

Single ended.




AB 795 active

## External SCSI 3 Terminator

DSUB 68, HP, male.

Screw.

Single ended.



AB 796-A/L active,LED

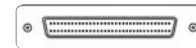
## External SCSI 3 Terminator

DSUB 68, HP, male.

Screw.

AB 7846-A = CENT 68, HP, male

Single ended.



AB 7846-A active,LED

## Internal SCSI 2 Terminator

50-pin, SP, Box header.

Single-ended.



AB 770 active

## Internal SCSI 2 PASS-THROUGH-Terminator

50-pin, SP, box header ↔ 50-pin, SP, socket connector

Single-ended.




AB 772 active

## External SCSI 2 Terminator

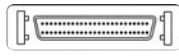
DSUB 50, HP, male.

Clip.

Single-ended.



AB 790 active



### External SCSI 2 Terminator, with LED

DSUB 50, HP, male.  
Clip.

Single ended.

AB 790-A/L

active



### External SCSI 1 Terminator

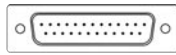
CENT 50, SP, male.  
Clamp.

Single-ended.



AB 784

active




### External SCSI 1 Terminator

DSUB 25, SP, male.  
Screw.

Single-ended, active.

AB 780

active

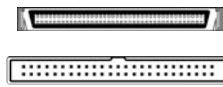


### External Very High Density SCSI Adapter

DSUB 68, HP, female ↔ CENT 68, VHD 0,8 mm,  
male  
Clip Block Screw

AB 08-2

active



### SCA Adapter, Internal

Internal 1: SCA CENT 80-pin, HP, female  
Internal 2: 50-pin box header

With 4-pin power supply plug and ID connector.

AB SCA-1

active



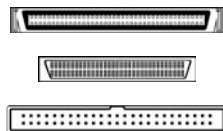
### SCA Adapter, Internal

Internal 1: SCA CENT 80-pin, HP, female  
Internal 2: DSUB 68-pin, HP, female

With 4-pin power supply plug and ID connector.

AB SCA-2

active



### SCA MULTI Adapter, Internal, with Termination

Internal 1: SCA CENT 80-pin, HP, female  
Internal 2: 50-pin box header  
Internal 3: DSUB 68-pin, HP, female

With 4-pin power supply plug and ID connector.

AB SCA-3

active



### SCA Adapter, Internal, with LVD / SE Termination

Internal 1: SCA CENT 80-pin, HP, female  
Internal 2: DSUB 68-pin, HP, female

With 4-pin power supply plug and ID connector, LVD / SE.

AB SCA-2LVD

active

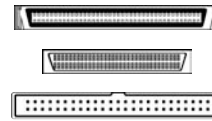
# SCA and SCSI Adapters

## SCA, LVD / SE Adapter, Internal, with LVD / SE Termination

Internal 1: SCA CENT 80-pin, HP, female  
 Internal 2: 50-pin box header  
 Internal 3: DSUB 68-pin, HP, female

With 4-pin power supply plug and ID connector, LVD / SE.

AB SCA-3LVD active



## SCA 2, LVD 160 Adapter Internal, with LVD / SE Termination

SCA 2, 80-pin, female to IDC 68, female.  
 With 4-pin power supply plug and ID connector.

LVD / SE.

AB SCA-160 active


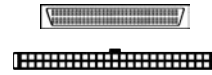


## Internal SCSI Adapter

50-pin socket connector, SP ↔ DSUB 68-pin, HP, female.

PCB version.

AB 845

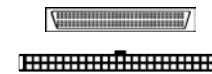


## Internal Mini SCSI Adapter

50-pin socket connector, SP ↔ DSUB 68-pin, HP, female

Molded version.

AB 845/MOLDED

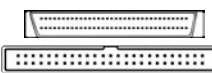


## Internal Mini SCSI Adapter

50-pin box header, SP ↔ DSUB 68-pin, HP, male

Molded mini version.

AB 844/MOLDED

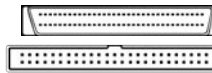


## Internal Mini SCSI Adapter, in Plastic Housing, Angled 90°, Terminated

50-pin box header, SP ↔ DSUB 68-pin, HP, male

With active termination for "high bits", 90° angled version.

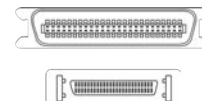
AB 844/TERM active



## External SCSI 1 ↔ SCSI 2 Adapter

CENT, 50, SP, male ↔ DSUB 50, HP, female clamp

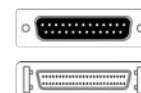
AB 874

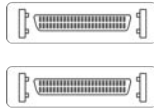


## External SCSI 1 ↔ SCSI 2 Adapter

DSUB 25, SP, female ↔ DSUB 50, HP, male clip

AB 876

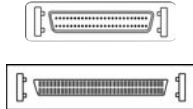




### External SCSI 2 ⇔ SCSI 2 Adapter

DSUB 50, HP, female clip ⇔ DSUB 50, HP, female clip

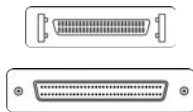
AB 871



### External SCSI 2 ⇔ SCSI 3 Adapter

DSUB 50, HP, male Clip ⇔ DSUB 68, HP, female Clip Block

AB 885-M/F

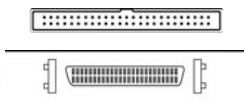



### External SCSI 2 ⇔ SCSI 3 Adapter

DSUB 50, HP, female clip block ⇔ DSUB 68, HP, male screw



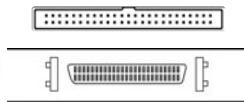
AB 885-F/M



### SCSI Adapter Internal ⇔ External, on Slot Bracket

Internal: 50-pin box header, SP  
⇔  
External: DSUB 50-pin, HP, female on slot bracket clip fastening

AB 848



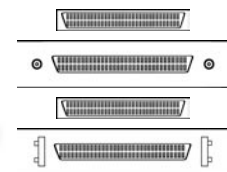
### SCSI Adapter Internal ⇔ External, on Slot Bracket

Internal: 50-pin box header, SP  
⇔  
External: DSUB 50-pin, HP, female on slot bracket clip fastening

With active terminator.

AB 847/TERM

aktiv





### SCSI Adapter, Internal ⇔ External, on Slot Bracket

**AB 842:** Internal: DSUB 68-pin, HP, female  
External: DSUB 68-pin, HP, female slot bracket, screw fastening

**AB 843:** Internal: DSUB 68-pin, HP, female  
External: DSUB 68-pin, HP, female, slot bracket, clip fastening

AB 842

AB 843



### SCSI UW Adapter Internal ⇔ External, on Slot Bracket, with SCSI UW Cable Extension


Internal: DSUB 68-pin, HP, female with 30 cm SCSI UW cable  
⇔  
External: DSUB 68-pin, HP, female on slot bracket

AB LVDIE

# CISCO Router Cables

## CISCO V.35(M) ⇔ Molex 60(M) Router Cable


V.35, male ⇔ Molex 60, male  
Length 3 m  
Cable color blue-green  
Cable cross section AWG 28  
V.35 / DTE cable for CISCO 1600, 2500, 3600, 4000 and 7000  
UL 2919, UL 2464,  
Other CISCO cables on request.



ACAB-V35MT 3,0 m

## CISCO V.35(F) ⇔ Molex 60(M) Router Cable

V.35, female ⇔ Molex 60, male  
Length 3 m  
Cable color blue-green  
Cable cross section AWG 28  
V.35 / DTE cable for CISCO 1600, 2500, 3600, 4000 and 7000  
UL 2919, UL 2464  
Other CISCO cables on request.



ACAB-V35FC 3,0 m

## CISCO DSUB 15(M) ⇔ Molex 60(M) Router Cable

DSUB 15, male ⇔ Molex 60, male  
Length 3 m, Cable color blue-green  
Cable cross section AWG 28  
X.21 / DTE cable for CISCO 2500, 3600, 4000 and 7000  
UL 2919, UL 2464  
Other CISCO cables on request.



ACAB-X21MT 3,0 m

## CISCO DSUB 15(F) ⇔ Molex 60(M) Router Cable


DSUB 15, female ⇔ Molex 60, male  
Length 3 m, Cable color blue-green  
Cable cross section AWG 28  
X.21 / DTE cable for CISCO 2500, 3600, 4000 and 7000  
UL 2919, UL 2464  
Other CISCO cables on request.



ACAB-X21FC 3,0 m

## CISCO DSUB 25(F) ⇔ Molex 60(M) Router Cable


DSUB 25, female ⇔ Molex 60, male  
Length 3 m; Cable color blue-green  
Cable cross section AWG 28  
RS232 / DTE cable for CISCO 1600, 2500, 3600, 4000 and 7000  
UL 2919, UL 2464  
Other CISCO cables on request.



ACAB-232FC 3,0 m

## CISCO DSUB 25(M) ⇔ Molex 60(M) Router Cable

DSUB 25, male ⇔ Molex 60, male  
Length 3 m; Cable color blue-green  
Cable cross section AWG 28  
RS232 / DTE cable for CISCO 1600, 2500, 3600, 4000 and 7000  
UL 2919, UL 2464  
Other CISCO cables on request.



ACAB-232MT 3,0 m

## CISCO DSUB 37(M) ⇔ Molex 60(M) Router Cable


DSUB 37, male ⇔ Molex 60, male  
Length 3 m; Cable color blue-green  
Cable cross section AWG 28  
RS232 / DTE cable for CISCO 1600, 2500, 3600, 4000 and 7000  
UL 2919, UL 2464  
Other CISCO cables on request.



ACAB-449MT 3,0 m

## CISCO DSUB 37(F) ⇔ Molex 60(M) Router Cable

DSUB 37, female ⇔ Molex 60, male  
Length 3m; Cable color blue-green  
Cable cross section AWG 28  
RS232 / DTE cable for CISCO 1600, 2500, 3600, 4000 and 7000  
UL 2919, UL 2464  
Other CISCO cables on request.



ACAB-449FC 3,0 m



### ST to ST, Multimode, simplex

ST to ST male.  
 Ethernet up to 1 Gbit, fibre class OM 2 (50/125µm).  
 Ethernet up to 1 Gbit, fibre class OM 1 (62.5/125µm).  
 Individually packaged, with test report.  
 Standard lengths available quickly, prices on request.  
**The "5" in the art. no. stands for 50/125µm fibre, the "6" in the art. no. stands 62.5/125µm fibre.**

AL-5ST-01I	1 m
AL-5ST-02I	2 m
AL-5ST-03I	3 m
AL-5ST-05I	5 m
AL-6ST-01I	1 m
AL-6ST-02I	2 m
AL-6ST-03I	3 m
AL-6ST-05I	5 m



### SC to SC, Multimode, Simplex

SC to SC male.  
 Ethernet up to 1 Gbit, fibre class OM 2 (50/125µm).  
 Ethernet up to 1 Gbit, fibre class OM 1 (62.5/125µm).  
 Individually packaged, with test report.  
 Standard lengths available quickly, prices on request.  
**The "5" in the art. no. stands for 50/125µm fibre, the "6" in the art. no. stands 62.5/125µm fibre.**

AL-5SC-01I	1 m
AL-5SC-02I	2 m
AL-5SC-03I	3 m
AL-5SC-05I	5 m
AL-6SC-01I	1 m
AL-6SC-02I	2 m
AL-6SC-03I	3 m
AL-6SC-05I	5 m



### LC to LC, Multimode, Simplex

LC to LC male.  
 Ethernet up to 1 Gbit, fibre class OM 2 (50/125µm).  
 Ethernet up to 1 Gbit, fibre class OM 1 (62.5/125µm).  
 Individually packaged, with test report.  
 Standard lengths available quickly, prices on request.  
**The "5" in the art. no. stands for 50/125µm fibre, the "6" in the art. no. stands 62.5/125µm fibre thickness.**


AL-5LC-01I	1 m
AL-5LC-02I	2 m
AL-5LC-03I	3 m
AL-5LC-05I	5 m
AL-6LC-01I	1 m
AL-6LC-02I	2 m
AL-6LC-03I	3 m
AL-6LC-05I	5 m



### ST to ST, Multimode, Duplex

ST to ST male.  
 Ethernet up to 1 Gbit, fibre class OM 2 (50/125µm).  
 Ethernet up to 1 Gbit, fibre class OM 1 (62.5/125µm).  
 Individually packaged, with test report.  
 Standard lengths available quickly, prices on request.  
**The "5" in the art. no. stands for 50/125µm fibre, the "6" in the art. no. stands 62.5/125µm fibre.**

AL-5STST-01I	1 m
AL-5STST-02I	2 m
AL-5STST-03I	3 m
AL-5STST-05I	5 m
AL-6STST-01I	1 m
AL-6STST-02I	2 m
AL-6STST-03I	3 m
AL-6STST-05I	5 m



### SC to SC, Multimode, Duplex

SC to SC male.  
 Ethernet up to 1 Gbit, fibre class OM 2 (50/125µm).  
 Ethernet up to 1 Gbit, fibre class OM 1 (62.5/125µm).  
 Individually packaged, with test report.  
 Standard lengths available quickly, prices on request.  
**The "5" in the art. no. stands for 50/125µm fibre, the "6" in the art. no. stands 62.5/125µm fibre.**

AL-5SCSC-01I	1 m
AL-5SCSC-02I	2 m
AL-5SCSC-03I	3 m
AL-5SCSC-05I	5 m
AL-6SCSC-01I	1 m
AL-6SCSC-02I	2 m
AL-6SCSC-03I	3 m
AL-6SCSC-05I	5 m



### LC to LC, Multimode, Duplex

LC to LC male.  
 Ethernet up to 1 Gbit, fibre class OM 2 (50/125µm).  
 Ethernet up to 1 Gbit, fibre class OM 1 (62.5/125µm).  
 Individually packaged, with test report.  
 Standard lengths available quickly, prices on request.  
**The "5" in the art. no. stands for 50/125µm fibre, the "6" in the art. no. stands 62.5/125µm fibre.**


AL-5LCLC-01I	1 m
AL-5LCLC-02I	2 m
AL-5LCLC-03I	3 m
AL-5LCLC-05I	5 m
AL-6LCLC-01I	1 m
AL-6LCLC-02I	2 m
AL-6LCLC-03I	3 m
AL-6LCLC-05I	5 m



### MTRJ to MTRJ, Multimode, Duplex

MTRJ to MTRJ male.  
 Ethernet up to 1 Gbit, fibre class OM 2 (50/125µm).  
 Ethernet up to 1 Gbit, fibre class OM 1 (62.5/125µm).  
 Individually packaged, with test report.  
 Standard lengths available quickly, prices on request.  
**The "5" in the art. no. stands for 50/125µm fibre, the "6" in the art. no. stands 62.5/125µm fibre.**

AL-5MTRJMTRJ-01I	1 m
AL-5MTRJMTRJ-02I	2 m
AL-5MTRJMTRJ-03I	3 m
AL-5MTRJMTRJ-05I	5 m
AL-6MTRJMTRJ-01I	1 m
AL-6MTRJMTRJ-02I	2 m
AL-6MTRJMTRJ-03I	3 m
AL-6MTRJMTRJ-05I	5 m



### ST to SC, Multimode, Duplex

ST to SC male.  
 Ethernet up to 1 Gbit, fibre class OM 2 (50/125µm).  
 Ethernet up to 1 Gbit, fibre class OM 1 (62.5/125µm).  
 Individually packaged, with test report.  
 Standard lengths available quickly, prices on request.  
**The "5" in the art. no. stands for 50/125µm fibre, the "6" in the art. no. stands 62.5/125µm fibre.**

AL-5STSC-01I	1 m
AL-5STSC-02I	2 m
AL-5STSC-03I	3 m
AL-5STSC-05I	5 m
AL-6STSC-01I	1 m
AL-6STSC-02I	2 m
AL-6STSC-03I	3 m
AL-6STSC-05I	5 m

# Assembled Fiber Optic Patch Cables, to 1Gbit

AL-5LCSC-01I	1 m
AL-5LCSC-02I	2 m
AL-5LCSC-03I	3 m
AL-5LCSC-05I	5 m
AL-6LCSC-01I	1 m
AL-6LCSC-02I	2 m
AL-6LCSC-03I	3 m
AL-6LCSC-05I	5 m

## LC to SC, Multimode, Duplex

LC to SC male.  
 Ethernet up to 1 Gbit, fibre class OM 2 (50/125µm).  
 Ethernet up to 1 Gbit, fibre class OM 1 (62.5/125µm).  
 Individually packaged, with test report.  
 Standard lengths available quickly, prices on request.  
 The "5" in the art. no. stands for 50/125µm fibre,  
 the "6" in the art. no. stands 62.5/125µm fibre.



AL-5LCST-01I	1 m
AL-5LCST-02I	2 m
AL-5LCST-03I	3 m
AL-5LCST-05I	5 m
AL-6LCST-01I	1 m
AL-6LCST-02I	2 m
AL-6LCST-03I	3 m
AL-6LCST-05I	5 m

## LC to ST, Multimode, Duplex


LC to ST male.  
 Ethernet up to 1 Gbit, fibre class OM 2 (50/125µm).  
 Ethernet up to 1 Gbit, fibre class OM 1 (62.5/125µm).  
 Individually packaged, with test report.  
 Standard lengths available quickly, prices on request.  
 The "5" in the art. no. stands for 50/125µm fibre,  
 the "6" in the art. no. stands 62.5/125µm fibre.



AL-5MTRJSC-01I	1 m
AL-5MTRJSC-02I	2 m
AL-5MTRJSC-03I	3 m
AL-5MTRJSC-05I	5 m
AL-6MTRJSC-01I	1 m
AL-6MTRJSC-02I	2 m
AL-6MTRJSC-03I	3 m
AL-6MTRJSC-05I	5 m

## MTRJ to SC, Multimode, Duplex


MTRJ to SC male.  
 Ethernet up to 1 Gbit, fibre class OM 2 (50/125µm).  
 Ethernet up to 1 Gbit, fibre class OM 1 (62.5/125µm).  
 Individually packaged, with test report.  
 Standard lengths available quickly, prices on request.  
 The "5" in the art. no. stands for 50/125µm fibre,  
 the "6" in the art. no. stands 62.5/125µm fibre.



AL-5MTRJST-01I	1 m
AL-5MTRJST-02I	2 m
AL-5MTRJST-03I	3 m
AL-5MTRJST-05I	5 m
AL-6MTRJST-01I	1 m
AL-6MTRJST-02I	2 m
AL-6MTRJST-03I	3 m
AL-6MTRJST-05I	5 m

## MTRJ to ST, Multimode, Duplex


MTRJ to ST male.  
 Ethernet up to 1 Gbit, fibre class OM 2 (50/125µm).  
 Ethernet up to 1 Gbit, fibre class OM 1 (62.5/125µm).  
 Individually packaged, with test report.  
 Standard lengths available quickly, prices on request.  
 The "5" in the art. no. stands for 50/125µm fibre,  
 the "6" in the art. no. stands 62.5/125µm fibre.



AL-9SC-01I	1 m
AL-9SC-02I	2 m
AL-9SC-03I	3 m
AL-9SC-05I	5 m

## SC to SC, Monomode, Simplex

SC to SC male.  
 9/125µm fibre.  
 Individually packaged, with test report.  
 Standard lengths available quickly, prices on request.



AL-9ST-01I	1 m
AL-9ST-02I	2 m
AL-9ST-03I	3 m
AL-9ST-05I	5 m

## ST to ST, Monomode, Simplex


ST to ST male.  
 9/125µm fibre.  
 Individually packaged, with test report.  
 Standard lengths available quickly, prices on request.



AL-9SCSC-01I	1 m
AL-9SCSC-02I	2 m
AL-9SCSC-03I	3 m
AL-9SCSC-05I	5 m

## SC to SC, Monomode, Duplex


SC to SC male.  
 9/125µm fibre.  
 Individually packaged, with test report.  
 Standard lengths available quickly, prices on request.



AL-9STST-01I	1 m
AL-9STST-02I	2 m
AL-9STST-03I	3 m
AL-9STST-05I	5 m

## ST to ST, Monomode, Duplex

ST to ST male.  
 9/125µm fibre.  
 Individually packaged, with test report.  
 Standard lengths available quickly, prices on request.





### ST to SC, Monomode, Duplex

ST auf SC male.  
9/125µm fibre.  
Individually packaged, with test report.  
Standard lengths available quickly, prices on request.

AL-9STSC-01I	1 m
AL-9STSC-02I	2 m
AL-9STSC-03I	3 m
AL-9STSC-05I	5 m

### The possible link lengths for fibre optic categories OM 2 and OM 3

Fibre class OM 2	
	Link length
10 Gigabit Ethernet	84m
1 Gigabit Ethernet	550m
100 Mbit/s Ethernet	2000m


Fibre class OM 3	
	Link length
10 Gigabit Ethernet	300m
1 Gigabit Ethernet	900m
100 Mbit/s Ethernet	2000m



### ST to ST, Multimode, Simplex

ST to ST male.  
Ethernet up to 1 Gbit, fibre class OM 2 (50/125µm).  
Ethernet up to 1 Gbit, fibre class OM 1 (62.5/125µm).  
Individually packaged, with test report.  
Standard lengths available quickly, prices on request.

AL-5ST-01/3I	1 m
AL-5ST-02/3I	2 m
AL-5ST-03/3I	3 m
AL-5ST-05/3I	5 m



### SC to SC, Multimode, Simplex

SC to SC male.  
Ethernet up to 10 Gbit, fibre class OM 3.  
Individually packaged, with test report.  
Fibre 50/125µm.  
Standard lengths available quickly, prices on request.


AL-5SC-01/3I	1 m
AL-5SC-02/3I	2 m
AL-5SC-03/3I	3 m
AL-5SC-05/3I	5 m



### LC to LC, Multimode, Simplex

LC to LC male.  
Ethernet up to 10 Gbit, fibre class OM 3.  
Individually packaged, with test report.  
Fibre 50/125µm.  
Standard lengths available quickly, prices on request.


AL-5LC-01/3I	1 m
AL-5LC-02/3I	2 m
AL-5LC-03/3I	3 m
AL-5LC-05/3I	5 m



### ST to ST, Multimode, Duplex

ST to ST male.  
Ethernet up to 10 Gbit, fibre class OM 3.  
Individually packaged, with test report.  
Fibre 50/125µm.  
Standard lengths available quickly, prices on request.


AL-5STST-01/3I	1 m
AL-5STST-02/3I	2 m
AL-5STST-03/3I	3 m
AL-5STST-05/3I	5 m



### SC to SC, Multimode, Duplex

SC to SC male.  
Ethernet up to 10 Gbit, fibre class OM 3.  
Individually packaged, with test report.  
Fibre 50/125µm.  
Standard lengths available quickly, prices on request.

AL-5SCSC-01/3I	1 m
AL-5SCSC-02/3I	2 m
AL-5SCSC-03/3I	3 m
AL-5SCSC-05/3I	5 m



### LC to LC, Multimode, Duplex

LC to LC male.  
Ethernet up to 10 Gbit, fibre class OM 3.  
Individually packaged, with test report.  
Fibre 50/125µm.  
Standard lengths available quickly, prices on request.

AL-5LCLC-01/3I	1 m
AL-5LCLC-02/3I	2 m
AL-5LCLC-03/3I	3 m
AL-5LCLC-05/3I	5 m



# Fiber Optic Pigtails, to 1 and 10Gbit

## ST Fibre Pigtail, Multimode, Simplex

ST male, individually packaged.

With test report.


Ethernet up to 1 Gbit, fibre class OM 2 (50/125µm).

Ethernet up to 1 Gbit, fibre class OM 1 (62.5/125µm).

All lengths available quickly, prices on request.

AL-5FPST-02I 50 / 125µm, 2 m

AL-6FPST-02I 62,5 / 125µm, 2 m



## SC Fibre Pigtail, Multimode, Simplex

SC male, individually packaged.

With test report.

Ethernet up to 1 Gbit, fibre class OM 2 (50/125µm).

Ethernet up to 1 Gbit, fibre class OM 1 (62.5/125µm).

All lengths available quickly, prices on request.

AL-5FPSC-02I 50 / 125µm, 2 m

AL-6FPSC-02I 62,5 / 125µm, 2 m



## LC Fibre Pigtail, Multimode, Simplex

LC male, individually packaged.

With test report.

Ethernet up to 1 Gbit, fibre class OM 2 (50/125µm).

Ethernet up to 1 Gbit, fibre class OM 1 (62.5/125µm).

All lengths available quickly, prices on request.

AL-5FPLC-02I 50 / 125µm, 2 m

AL-6FPLC-02I 62,5 / 125µm, 2 m



## ST Fibre Pigtail, Multimode, Simplex

ST male, individually packaged.


With test report.

Ethernet up to 10 Gbit, fibre class OM 3.

All lengths available quickly, prices on request.

AL-5FPST-02/3I 50 / 125µm, 2 m

AL-6FPST-02/3I 62,5 / 125µm, 2 m



## SC Fibre Pigtail, Multimode, Simplex

SC male, individually packaged.


With test report.

Ethernet up to 10 Gbit, fibre class OM 3.

All lengths available quickly, prices on request.

AL-5FPSC-02/3I 50 / 125µm, 2 m

AL-6FPSC-02/3I 62,5 / 125µm, 2 m



## LC Fibre Pigtail, Multimode, Simplex

LC male, individually packaged.

With test report.

Ethernet up to 10 Gbit, fibre class OM 3.

All lengths available quickly, prices on request.

AL-5FPLC-02/3I 50 / 125µm, 2 m



### Fiber Optic Simplex and Duplex Indoor Cable for Direct Connector Assembly

The simplex and duplex cable can be used for direct connector assembly. Because of its small diameter and high flexibility, it is most suitable as patch cable in distribution plants and for connection of terminal devices. Delivered cut-to-length according to customer specifications, minimum 100 meters.

- I-VH... (simplex) and I-VH 2x1 (duplex), halogen-free.
- Structure: The cable core is available as compact fiber with non-metal strain relief elements (Aramid), the cable sheathing consists of halogen-free, flame-resistant material, sheathing color yellow.
- The cable is also available in other sheathing colors and completely assembled.

AL-5SIM-100	Simplex Indoor Cable, 50 / 125µm
AL-6SIM-100	Simplex Indoor Cable, 62,5 / 125µm
AL-5DUP-100	Duplex Indoor Cable, 50 / 125µm
AL-6DUP-100	Duplex Indoor Cable, 62,5 / 125µm

### Fiber Optic Mini-Breakout Cable

Metal-free cable for direct connector assembly. Because of its small diameter, it is most suitable for cabling of workstations. Delivered cut-to-length according to customer specifications, minimum 100 meters.

- I-VH n..., halogen-free.
- Structure: The cable core is available as compact fiber and full fiber, with non-metallic strain relief elements (Aramid), the cable sheathing consists of halogen-free, flame-resistant material, sheathing color yellow, **also available with 2, 6, 8 or 12 fibers.**
- The cable is also available in other sheathing colors and completely assembled.

AL-5MBO4-100	Mini-Breakout, 50 / 125µm, 4 Fibers
AL-6MBO4-100	Mini-Breakout, 62,5 / 125µm, 4 Fibers

### Fiber Optic Breakout Cable

Designed for direct connector assembly. Because of its robust construction, it is very suitable for installation in the rising and horizontal areas of an in-house cable network. Delivered cut-to-length according to customer specifications, minimum 100 meters.

- I-VHH n..., halogen-free.
- Structure: The cable core is available as compact fiber and full fiber, with non-metallic strainrelief elements (Aramid), flame-resistant single sheathing, color yellow, outer cable sheathing of halogen-free, flame-resistant material, color yellow, **also available with 2, 6, 10, 16, 20 and 24 fibers.**
- The cable is also available in other sheathing colors and completely assembled.

AL-5OUT4-100	Break-Out, 50 / 125µm, 4 Fibers
AL-5OUT8-100	Break-Out, 50 / 125µm, 8 Fibers
AL-5OUT12-100	Break-Out, 50 / 125µm, 12 Fibers
AL-6OUT4-100	Break-Out, 62,5 / 125µm, 4 Fibers
AL-6OUT8-100	Break-Out, 62,5 / 125µm, 8 Fibers
AL-6OUT12-100	Break-Out, 62,5 / 125µm, 12 Fibers

### Fiber Optic Outdoor Cable with Rodent Protection

Lightweight, metal-free cable with small outer diameter. To be installed in pipes, cable channels or directly into the earth. Delivered cut-to-length according to customer specifications.

- A-DQ(ZN)B2Y.
- Structure: Central bundled fiber with max. 24 fibers, non-metallic strain relief elements and rodent protection with additional layer of glass elements, cable sheathing of PE material, **also available with 2, 6, 10, 16, 20, 24 and 48 fibers.**
- The cable is also available in other sheathing colors and completely assembled.

AL-5AN4-100	Outdoor cable with rodent protection, 50 / 125µm, 4 Fibers
AL-5AN8-100	Outdoor cable with rodent protection, 50 / 125µm, 8 Fibers
AL-5AN12-100	Outdoor cable with rodent protection, 50 / 125µm, 12 Fibers
AL-6AN4-100	Outdoor cable with rodent protection, 62,5 / 125µm, 4 Fibers
AL-6AN8-100	Outdoor cable with rodent protection, 62,5 / 125µm, 8 Fibers
AL-6AN12-100	Outdoor cable with rodent protection, 62,5 / 125µm, 12 Fibers

# Fiber Optic Breakout Adapter Cables

## Breakout Adapter Cable, Assembled

2 x ST ⇔ 2 x ST or 2 x SC ⇔ 2 x SC male with ceramic ferrule

- Individually packaged.
- With test report.

All lengths available quickly, prices on request.



AL-5BOST2-01	1 m	50 / 125 μm, 2 x ST
AL-6BOST2-01	1 m	62,5 / 125 μm, 2 x ST
AL-5BOSC2-01	1 m	50 / 125 μm, 2 x SC
AL-6BOSC2-01	1 m	62,5 / 125 μm, 2 x SC

## Breakout Adapter Cable, Assembled

4 x ST ⇔ 4 x ST or 4 x SC ⇔ 4 x SC male with ceramic ferrule

- Individually packaged.
- With test report.

All lengths available quickly, prices on request.




AL-5BOST4-01	1 m	50 / 125 μm, 4 x ST
AL-6BOST4-01	1 m	62,5 / 125 μm, 4 x ST
AL-5BOSC4-01	1 m	50 / 125 μm, 4 x SC
AL-6BOSC4-01	1 m	62,5 / 125 μm, 4 x SC

## Breakout Adapter Cable, Assembled

8 x ST ⇔ 8 x ST or 8 x SC ⇔ 8 x SC male with ceramic ferrule

- Individually packaged.
- With test report.

All lengths available quickly, prices on request.



AL-5BOST8-01	1 m	50 / 125 μm, 8 x ST
AL-6BOST8-01	1 m	62,5 / 125 μm, 8 x ST
AL-5BOSC8-01	1 m	50 / 125 μm, 8 x SC
AL-6BOSC8-01	1 m	62,5 / 125 μm, 8 x SC

## Breakout Adapter Cable, Assembled

12 x ST ⇔ 12 x ST or 12 x SC ⇔ 12 x SC with ceramic ferrule

- Individually packaged.
- With test report.


All lengths available quickly, prices on request.



AL-5BOST12-01	1 m	50 / 125 μm, 12 x ST
AL-6BOST12-01	1 m	62,5 / 125 μm, 12 x ST
AL-5BOSC12-01	1 m	50 / 125 μm, 12 x SC
AL-6BOSC12-01	1 m	62,5 / 125 μm, 12 x SC

### ST Fiber Optic Cable System with Feeding Assistance, Breakout Cable, Halogen-Free


- ST to ST connectors, breakout cable, halogen-free, I-V(ZN)H-H.
- Primary coated fibers in compact hollow core.
- Kevlar coating for strain relief, two halogen-free outer sheathings.
- Tensile force 300N, attenuation values for 50 and 62.5  $\mu\text{m}$  at 1300nm: max. 1.3 dB/km.
- **All other standard connectors and lengths available, assembly of 2 to 96 connectors possible.**



AL-5BST4-01	4 x ST $\Leftrightarrow$ 4 x ST, 50 / 125 $\mu\text{m}$ , 1,0 m
AL-5BST8-01	8 x ST $\Leftrightarrow$ 8 x ST, 50 / 125 $\mu\text{m}$ , 1,0 m
AL-5BST12-01	12 x ST $\Leftrightarrow$ 12 x ST, 50 / 125 $\mu\text{m}$ , 1,0 m
AL-6BST4-01	4 x ST $\Leftrightarrow$ 4 x ST, 62,5 / 125 $\mu\text{m}$ , 1,0 m
AL-6BST8-01	8 x ST $\Leftrightarrow$ 8 x ST, 62,5 / 125 $\mu\text{m}$ , 1,0 m
AL-6BST12-01	12 x ST $\Leftrightarrow$ 12 x ST, 62,5 / 125 $\mu\text{m}$ , 1,0 m

### SC Fiber Optic Cable System with Feeding Assistance, Breakout Cable, Halogen-Free


- SC to SC connectors, breakout cable, halogen-free, I-V(ZN)H-H.
- Primary coated fibers in compact hollow core.
- Kevlar coating for strain relief, two halogen-free outer sheathings.
- Tensile force 300N, attenuation values for 50 and 62.5  $\mu\text{m}$  at 1300nm: max. 1.3 dB/km.
- **All other standard connectors and lengths available, assembly of 2 to 96 connectors possible.**



AL-5BSC4-01	4 x SC $\Leftrightarrow$ 4 x SC, 50 / 125 $\mu\text{m}$ , 1,0 m
AL-5BSC8-01	8 x SC $\Leftrightarrow$ 8 x SC, 50 / 125 $\mu\text{m}$ , 1,0 m
AL-5BSC12-01	12 x SC $\Leftrightarrow$ 12 x SC, 50 / 125 $\mu\text{m}$ , 1,0 m
AL-6BSC4-01	4 x SC $\Leftrightarrow$ 4 x SC, 62,5 / 125 $\mu\text{m}$ , 1,0 m
AL-6BSC8-01	8 x SC $\Leftrightarrow$ 8 x SC, 62,5 / 125 $\mu\text{m}$ , 1,0 m
AL-6BSC12-01	12 x SC $\Leftrightarrow$ 12 x SC, 62,5 / 125 $\mu\text{m}$ , 1,0 m

### ST Fiber Optic Cable System with Feeding Assistance, In-/Outdoor Cable, Halogen-Free


- ST to ST connectors, combined in- and outdoor cable, halogen-free, I/A-D(ZN)H.
- Primary coated fibers with gel-filled central bundled cores, surrounded by a special foil and a fire-retardant protective sheathings, plus an extra Kevlar layer for strain relief.
- Tensile force 1000N, attenuation values for 50 and 62.5  $\mu\text{m}$  at 1300nm: max. 1.0 dB/km.
- **All other standard connectors and lengths available, assembly of 2 to 96 connectors possible.**



AL-5IAST4-01	4 x ST $\Leftrightarrow$ 4 x ST, 50 / 125 $\mu\text{m}$ , 1,0 m
AL-5IAST8-01	8 x ST $\Leftrightarrow$ 8 x ST, 50 / 125 $\mu\text{m}$ , 1,0 m
AL-5IAST12-01	12 x ST $\Leftrightarrow$ 12 x ST, 50 / 125 $\mu\text{m}$ , 1,0 m
AL-6IAST4-01	4 x ST $\Leftrightarrow$ 4 x ST, 62,5 / 125 $\mu\text{m}$ , 1,0 m
AL-6IAST8-01	8 x ST $\Leftrightarrow$ 8 x ST, 62,5 / 125 $\mu\text{m}$ , 1,0 m
AL-6IAST12-01	12 x ST $\Leftrightarrow$ 12 x ST, 62,5 / 125 $\mu\text{m}$ , 1,0 m

### SC Fiber Optic Cable System with Feeding Assistance, In-/Outdoor Cable, Halogen-Free

- SC to SC connectors, combined in- and outdoor cable, halogen-free, I/A-D(ZN)H.
- Primary coated fibers with gel-filled central bundled cores, surrounded by a special foil and a fire-retardant protective sheathings, plus an extra Kevlar layer for strain relief.
- Tensile strength 1000N, attenuation values for 50 and 62.5  $\mu\text{m}$  at 1300nm: max. 1.0 dB/km.
- **All other standard connectors and lengths available, assembly of 2 to 96 connectors possible.**



AL-5IASC4-01	4 x SC $\Leftrightarrow$ 4 x SC, 50 / 125 $\mu\text{m}$ , 1,0 m
AL-5IASC8-01	8 x SC $\Leftrightarrow$ 8 x SC, 50 / 125 $\mu\text{m}$ , 1,0 m
AL-5IASC12-01	12 x SC $\Leftrightarrow$ 12 x SC, 50 / 125 $\mu\text{m}$ , 1,0 m
AL-6IASC4-01	4 x SC $\Leftrightarrow$ 4 x SC, 62,5 / 125 $\mu\text{m}$ , 1,0 m
AL-6IASC8-01	8 x SC $\Leftrightarrow$ 8 x SC, 62,5 / 125 $\mu\text{m}$ , 1,0 m
AL-6IASC12-01	12 x SC $\Leftrightarrow$ 12 x SC, 62,5 / 125 $\mu\text{m}$ , 1,0 m

# Fiber Optic Cable System, 19" Splice Boxes

## ST Fiber Optic Cable System with Feeding Assistance, Outdoor Cable, Rodent Protection

- ST to ST connectors, outdoor cable with non-metallic rodent protection, longitudinally waterproof, A-DQ(ZN)B2Y.
- Primary coated fibers in gel-filled central bundled cores, surrounded by a reinforced layer of glass elements with gel material for longitudinal waterproof and rodent protection, with PE protective sheathing.
- Tensile force 1000 / 1500N, attenuation values for 50 and 62.5  $\mu\text{m}$  at 1300nm: max. 1.0 dB/km.
- Standard with ST or SC connectors, all standard connectors and lengths available.



AL-5ANST4-01	4 x ST $\leftrightarrow$ 4 x ST, 50 / 125 $\mu\text{m}$ , 1,0 m
AL-5ANST8-01	8 x ST $\leftrightarrow$ 8 x ST, 50 / 125 $\mu\text{m}$ , 1,0 m
AL-5ANST12-01	12 x ST $\leftrightarrow$ 12 x ST, 50 / 125 $\mu\text{m}$ , 1,0 m
AL-6ANST4-01	4 x ST $\leftrightarrow$ 4 x ST, 62,5 / 125 $\mu\text{m}$ , 1,0 m
AL-6ANST8-01	8 x ST $\leftrightarrow$ 8 x ST, 62,5 / 125 $\mu\text{m}$ , 1,0 m
AL-6ANST12-01	12 x ST $\leftrightarrow$ 12 x ST, 62,5 / 125 $\mu\text{m}$ , 1,0 m

## SC Fiber Optic Cable System with Feeding Assistance, Outdoor Cable, Rodent Protection

- SC to SC connectors, outdoor cable with non-metallic rodent protection, longitudinally waterproof, A-DQ(ZN)B2Y.
- Primary coated fibers in gel-filled central bundled cores, surrounded by a reinforced layer of glass elements with gel material for longitudinal waterproof and rodent protection, with PE protective sheathing.
- Tensile force 1000 / 1500N, attenuation values for 50 and 62.5  $\mu\text{m}$  at 1300nm: max. 1.0 dB/km.
- Standard with ST or SC connectors, all standard connectors and lengths available.



AL-5ANSC4-01	4 x SC $\leftrightarrow$ 4 x SC, 50 / 125 $\mu\text{m}$ , 1,0 m
AL-5ANSC8-01	8 x SC $\leftrightarrow$ 8 x SC, 50 / 125 $\mu\text{m}$ , 1,0 m
AL-5ANSC12-01	12 x SC $\leftrightarrow$ 12 x SC, 50 / 125 $\mu\text{m}$ , 1,0 m
AL-6ANSC4-01	4 x SC $\leftrightarrow$ 4 x SC, 62,5 / 125 $\mu\text{m}$ , 1,0 m
AL-6ANSC8-01	8 x SC $\leftrightarrow$ 8 x SC, 62,5 / 125 $\mu\text{m}$ , 1,0 m
AL-6ANSC12-01	12 x SC $\leftrightarrow$ 12 x SC, 62,5 / 125 $\mu\text{m}$ , 1,0 m

## 19" Fibre Optic Splice Boxes, Unequipped

- Housing of 1 mm sheet steel.
- Front panel of anodised aluminium, with lettering field.
- Delivery contents: 19" splice box with cover, front panel with lettering field, holder for splice cassette.



AL-19-12ST	Fibre Optic Splice Box for 12 x ST, 1 HU
AL-19-24ST	Fibre Optic Splice Box for 24 x ST, 1 HU
AL-19-48ST	Fibre Optic Splice Box for 48 x ST, 2 HU
AL-19-12SCS	Fibre Optic Splice Box for 12 x SC Simplex, 1 HU
AL-19-24SCS	Fibre Optic Splice Box for 24 x SC Simplex, 1 HU
AL-19-6SCD	Fibre Optic Splice Box for 6 x SC Duplex, 1 HU
AL-19-12SCS	Fibre Optic Splice Box for 12 x SC Duplex, 2 HU
AL-19-24SCS	Fibre Optic Splice Box for 24 x SC Duplex, 2 HU

## 19" Fibre Optic Splice Boxes, 1 HU, Unequipped, pull-out

- Carrier housing 1.5 mm sheet steel. Width 483 mm, depth 350 mm.
- Chassis plate of galvanised sheet steel with special edging, pull-out depth 260 mm 260 mm.
- Front panel 1.5 mm sheet steel, alu. colours, lettering field of anodised aluminium, PG panel 1 mm galvanised sheet steel.
- Following PG screw connections integrated: 2 x PG11, 2 x PG 13.5 and 2 x PG 16
- Delivery contents: 19" drawer splice box, front panel with lettering field, holder for splice cassette, installation materials.
- Upon request also for 16 x ST or for 16 x SC couplings, or with 2 and 3 U with up to 48 x SC duplex.



AL-19AZ-12ST	Fibre Optic Splice Box for 12 x ST
AL-19AZ-24ST	Fibre Optic Splice Box for 24 x ST
AL-19AZ-12SCS	Fibre Optic Splice Box for 12 x SC Simplex
AL-19AZ-24SCS	Fibre Optic Splice Box for 24 x SC Simplex
AL-19AZ-6SCD	Fibre Optic Splice Box for 6 x SC Duplex

### ST Connector

Multimode with kink protection.



ALWL-ST	ST Connector, Multimode
---------	-------------------------

### SC Connector

Multimode with kink protection.



ALWL-SC	SC Connector, Multimode, Simplex
ALWL-SCD	SC Connector, Multimode, Duplex

### LC Connector

Multimode with kink protection.



ALWL-LC	LC Connector, Multimode, Simplex
ALWL-LCD	LC Connector, Multimode, Duplex

### ST to ST Couplers




ALWL-STK1	Ceramic, Metal
ALWL-STK2	Phosphor Bronze, Metal

### SC to SC Couplers



ALWL-SCK1S	Phosphor Bronze, Plastic, Simplex
ALWL-SCK1D	Phosphor Bronze, Plastic, Duplex
ALWL-SCK2S	Ceramic, Metal, Simplex
ALWL-SCK2D	Ceramic, Metal, Duplex

### ST to SC Couplers



ALWL-STSC1S	Phosphor Bronze, Plastic, Simplex
ALWL-STSC1D	Phosphor Bronze, Plastic, Duplex
ALWL-STSC2S	Ceramic, Metal, Simplex
ALWL-STSC2D	Ceramic, Metal, Duplex

### Splice Cassette


For up to 12 fibers, with accessories.



AL-SK1	Splice Cassette for 12 Fibers
AL-SK2	Crimp Splice Comb for 12 Fibers
AL-SK3	Crimp Splice Protection for 1 Fiber
AL-SK4	Cover for Splice Cassette

### Premium Splice Cassette

With strain relief and label for each pigtail, for up to 12 fibers, incl. accessory.



AL-SK11P	Splice Cassette for 12 Fibers
AL-SK22P	Crimp Splice Comb for 12 Fibers
AL-SK44P	Cover for Splice Cassette

# Fiber Optic Tools

## Fiber Optic Cable Stripper, 50µm

Optimal for patch and breakout cable.



AL-KS Fiber Optic Cable Stripper

## Miller Stripper

For pigtail fiber or secondary coating, suitable for single mode (9/125µm) and multimode (50 + 62.5/125µm).



AL-MS Miller Stripper

## T&B Stripper

Secondary and primary coating in one step, suitable for single mode (9/125µm) and multimode (50µm + 62.5/125µm).



AL-TB T&B Cable Stripper

## Siemens Stripper, 62.5µm


For stripping down to the glass.



AL-SIE Siemens Stripper

## Fiber Optic Crimping Tool

For crimping ST or SC connectors.



A-SK ST For ST Connectors, Sheath Ø 0.042 - 5.41 mm  
 A-SK SC For SC Connectors, Sheath Ø 0.042 - 4.95 mm

## Ceramic Cutter

Optimal for Kevlar, very long life time.



AL-KSCH Ceramic Cutter

## Network Tool Kit

The tool kit consists of the following tools:

- Crimping tool for coax and fiber optic connectors with various inserts.
- Four different crimp inserts.
- A-SK 25 = stripping tool for coaxial cable
- A-SK CC = cable cutter
- Screw driver for changing the crimp inserts, all together in a practical plastic case



A-SK KIT2 Network Tool Kit, Arranged in Plastic Case


## Tool Kit for Coax and Fiber Optic

The tool kit consists of the following tools:

- A-SK 10, crimping tool for Coax connectors, suitable for RG 6, 59, 62, 140, 210, Belden 8279, 55, 58, 141, 142, 223, 303, 400, Fiber Optic
- A-SK 20, Coax cable stripper with 3 knives, for cable diameter from 3,5mm up to 7,4 mm
- A-SK CC, cable cutter for Coax cable, for cable diameter up to 10,5mm
- all articles together in a practical plastic case



A-SK KIT3 Coax and Fiber Optic Tool Kit



# ASSMANN


CABLES • CONNECTORS • HEATSINKS

PLEASE ASK FOR OUR FULL LINE OF CATALOGS!


CALL TOLL FREE:

1-877-277-6266

<http://www.usa-assmann.com>



... complete assortment of high quality computer peripherals



[www.digitusworld.com](http://www.digitusworld.com)



## **О компании**

ООО "ТрейдЭлектроникс" - это оперативные поставки широкого спектра электронных компонентов отечественного и импортного производства напрямую от производителей и с крупнейших мировых складов. Реализуемая нашей компанией продукция насчитывает более полумиллиона наименований.

Благодаря этому наша компания предлагает к поставке практически не ограниченный ассортимент компонентов как оптовыми, мелкооптовыми партиями, так и в розницу.

Наличие собственной эффективной системы логистики обеспечивает надежную поставку продукции по конкурентным ценам в точно указанные сроки.

Срок поставки со стоков в **Европе и Америке – от 3 до 14 дней.**

Срок поставки из **Азии – от 10 дней.**

Благодаря развитой сети поставщиков, помогаем в поиске и приобретении экзотичных или снятых с производства компонентов.

Предоставляем спец цены на элементы для создания инженерных сэмплов.

**Упорный труд, качественный результат дают нам право быть уверенными в себе и надежными для наших клиентов.**

### **Наша компания это:**

- Гарантия качества поставляемой продукции
- Широкий ассортимент
- Минимальные сроки поставок
- Техническая поддержка
- Подбор комплектации
- Индивидуальный подход
- Гибкое ценообразование

Наша организация особенно сильна в поставках модулей, микросхем, пассивных компонентов, ксайленсах (XC), EPF, EPM и силовой электроники.

Большой выбор предлагаемой продукции, различные виды оплаты и доставки, позволят Вам сэкономить время и получить максимум выгоды от сотрудничества с нами!

## Перечень производителей, продукцию которых мы поставляем на российский рынок



С удовольствием будем прорабатывать для Вас поставки всех необходимых компонентов по текущим запросам для скорейшего выявления групп элементов, по которым сотрудничество именно с нашей компанией будет для Вас максимально выгодным!

С уважением,

Менеджер отдела продаж ООО

«Трейд Электроникс»

Шишлаков Евгений

8 (495)668-30-28 доб 169

manager28@tradeelectronics.ru

<http://www.tradeelectronics.ru/>