National Semiconductor

November 1994

54F/74F243
Quad Bus Transceiver with TRI-STATE® Outputs

General Description

The ’F243 is a quad bus transmitter/receiver designed for 4-line asynchronous 2-way data communications between data busses.

Features

- 2-Way asynchronous data bus communication
- Input clamp diodes limit high-speed termination effects
- Guaranteed 4000V minimum ESD protection

Commercial	Military	Package Number	Package Description
	54F243DM (Note 2)	J14A	14-Lead Ceramic Dual-In-Line
74F243SC (Note 1)		M14A	14-Lead (0.150″ Wide) Molded Small Outline, JEDEC
	54F243FM (Note 2)	W14B	14-Lead Cerpack
	54F243LM (Note 2)	E20A	20-Lead Ceramic Leadless Chip Carrier, Type C

Note 1: Devices also available in 13″ reel. Use Suffix = SCX.

Note 2: Military grade device with environmental and burn-in processing. Use suffix = DMQB, FMQB and LMQB.

Logic Symbol

IEEE/IEC

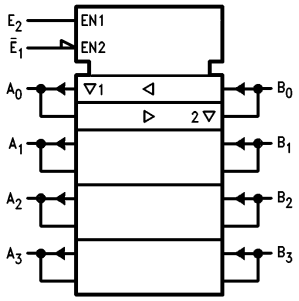

TL/F/9502–3

Connection Diagrams

Pin Assignment for DIP, SOIC and Flatpak

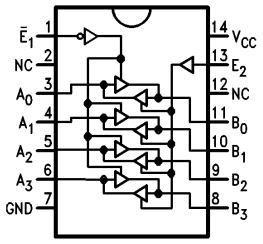

TL/F/9502–1

Pin Assignment for LCC

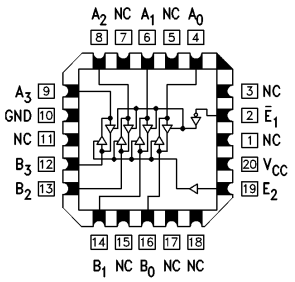

TL/F/9502–2

TRI-STATE® is a registered trademark of National Semiconductor Corporation.

©1995 National Semiconductor Corporation

RRD-B30M105/Printed in U. S. A.

Unit Loading/Fan Out

Pin Names	Description	54F/74F	
		U.L. HIGH/LOW	Input I_{IH}/I_{IL} Output I_{OH}/I_{OL}
$\overline{E}_1$	Enable Input (Active LOW)	1.0/1.67	20 μA/−1 mA
E_2	Enable Input (Active HIGH)	1.0/1.67	20 μA/−1 mA
A_n, B_n	Inputs	3.5/2.67	70 μA/−1.6 mA
	Outputs	600/106.6(80)	−12 mA/64 mA(48 mA)

Truth Table

Inputs		Inputs/Outputs	
$\overline{E}_1$	E_2	A_n	B_n
L	L	Input	B = A
L	H	N/A	N/A
H	L	Z	Z
H	H	A = B	Input

H = HIGH Voltage Level
L = LOW Voltage Level
Z = High Impedance
N/A = Not Allowed

Absolute Maximum Ratings (Note 1)

If Military/Aerospace specified devices are required, please contact the National Semiconductor Sales Office/Distributors for availability and specifications.

Storage Temperature	−65°C to +150°C
Ambient Temperature under Bias	−55°C to +125°C
Junction Temperature under Bias	−55°C to +175°C
Plastic	−55°C to +150°C
V_{CC} Pin Potential to Ground Pin	−0.5V to +7.0V
Input Voltage (Note 2)	−0.5V to +7.0V
Input Current (Note 2)	−30 mA to +5.0 mA
Voltage Applied to Output in HIGH State (with V_{CC} = 0V)	
Standard Output	−0.5V to V_{CC}
TRI-STATE Output	−0.5V to +5.5V
Current Applied to Output in LOW State (Max)	twice the rated I_{OL} (mA)
ESD Last Passing Voltage (Min)	4000V

Note 1: Absolute maximum ratings are values beyond which the device may be damaged or have its useful life impaired. Functional operation under these conditions is not implied.

Note 2: Either voltage limit or current limit is sufficient to protect inputs.

Recommended Operating Conditions

Free Air Ambient Temperature	
Military	−55°C to +125°C
Commercial	0°C to +70°C
Supply Voltage	
Military	+4.5V to +5.5V
Commercial	+4.5V to +5.5V

DC Electrical Characteristics

Symbol	Parameter		54F/74F Min	54F/74F Typ	54F/74F Max	Units	V_{CC}	Conditions
V_{IH}	Input HIGH Voltage		2.0			V		Recognized as a HIGH Signal
V_{IL}	Input LOW Voltage				0.8	V		Recognized as a LOW Signal
V_{CD}	Input Clamp Diode Voltage				−1.2	V	Min	I_{IN} = −18 mA
V_{OH}	Output HIGH Voltage	54F 10% V_{CC}	2.4			V	Min	I_{OH} = −3 mA (A_n, B_n)
		54F 10% V_{CC}	2.0					I_{OH} = −12 mA (A_n, B_n)
		74F 10% V_{CC}	2.4					I_{OH} = −3 mA (A_n, B_n)
		74F 10% V_{CC}	2.0					I_{OH} = −15 mA (A_n, B_n)
		74F 5% V_{CC}	2.7					I_{OH} = −3 mA (A_n, B_n)
V_{OL}	Output LOW Voltage	54F 10% V_{CC}			0.55	V	Min	I_{OL} = 48 mA (A_n, B_n)
		74F 10% V_{CC}			0.55			I_{OL} = 64 mA (A_n, B_n)
I_{IH}	Input HIGH Current	54F			20.0	μA	Max	V_{IN} = 2.7V
		74F			5.0			
I_{BVI}	Input HIGH Current Breakdown Test	54F			100	μA	Max	V_{IN} = 7.0V ($\overline{E}_1$, E_2)
		74F			7.0			
I_{BVIT}	Input HIGH Current Breakdown (I/O)	54F			1.0	mA	Max	V_{IN} = 5.5V (A_n, B_n)
		74F			0.5			
I_{CEX}	Output HIGH Leakage Current	54F			250	μA	Max	V_{OUT} = V_{CC}
		74F			50			
V_{ID}	Input Leakage Test	74F	4.75			V	0.0	I_{ID} = 1.9 μA All Other Pins Grounded
I_{OD}	Output Leakage Circuit Current	74F			3.75	μA	0.0	V_{IOD} = 150 mV All Other Pins Grounded
I_{IL}	Input LOW Current				−1.0	mA	Max	V_{IN} = 0.5V ($\overline{E}_1$, E_2)
I_{IH} + I_{OZH}	Output Leakage Current				70	μA	Max	V_{OUT} = 2.7V (A_n, B_n)
I_{IL} + I_{OZL}	Output Leakage Current				−1.6	mA	Max	V_{OUT} = 0.5V (A_n, B_n)
I_{OS}	Output Short-Circuit Current		−100		−225	mA	Max	V_{OUT} = 0V (A_n, B_n)
I_{CCH}	Power Supply Current			64	80	mA	Max	V_O = HIGH
I_{CCL}	Power Supply Current			64	90	mA	Max	V_O = LOW
I_{CCZ}	Power Supply Current			71	90	mA	Max	V_O = HIGH Z

AC Electrical Characteristics

Symbol	Parameter	74F			54F		74F		Units
		$T_A = +25°C$, $V_{CC} = +5.0V$, $C_L = 50$ pF			T_A, V_{CC} = Mil, $C_L = 50$ pF		T_A, V_{CC} = Com, $C_L = 50$ pF		
		Min	Typ	Max	Min	Max	Min	Max	
t_{PLH}	Propagation Delay	2.5	4.0	5.2	2.0	6.5	2.0	6.2	ns
t_{PHL}	A_n to B_n, B_n to A_n	2.5	4.0	5.2	2.0	8.5	2.0	6.5	
t_{PZH}	Output Enable Time	2.0	4.3	5.7	2.0	8.0	2.0	6.7	ns
t_{PZL}	$\overline{E}_1$ to B_n, E_2 to A_n	2.0	5.8	7.5	2.0	10.5	2.0	8.5	
t_{PHZ}	Output Disable Time	2.0	4.5	6.0	1.5	7.5	1.5	7.0	
t_{PLZ}	$\overline{E}_1$ to B_n, E_2 to A_n	2.0	4.5	6.0	2.0	8.5	2.0	7.0	

Ordering Information

The device number is used to form part of a simplified purchasing code where the package type and temperature range are defined as follows:

74F 243 S C X

Temperature Range Family
- 74F = Commercial
- 54F = Military

Device Type

Package Code
- D = Ceramic DIP
- F = Flatpak
- L = Leadless Chip Carrier (LCC)
- S = Small Outline SOIC JEDEC

Temperature Range
- C = Commercial (0°C to +70°C)
- M = Military (−55°C to +125°C)

Special Variations
- QB = Military grade device with environmental and burn-in processing
- X = Devices shipped in 13″ reel

Physical Dimensions inches (millimeters)

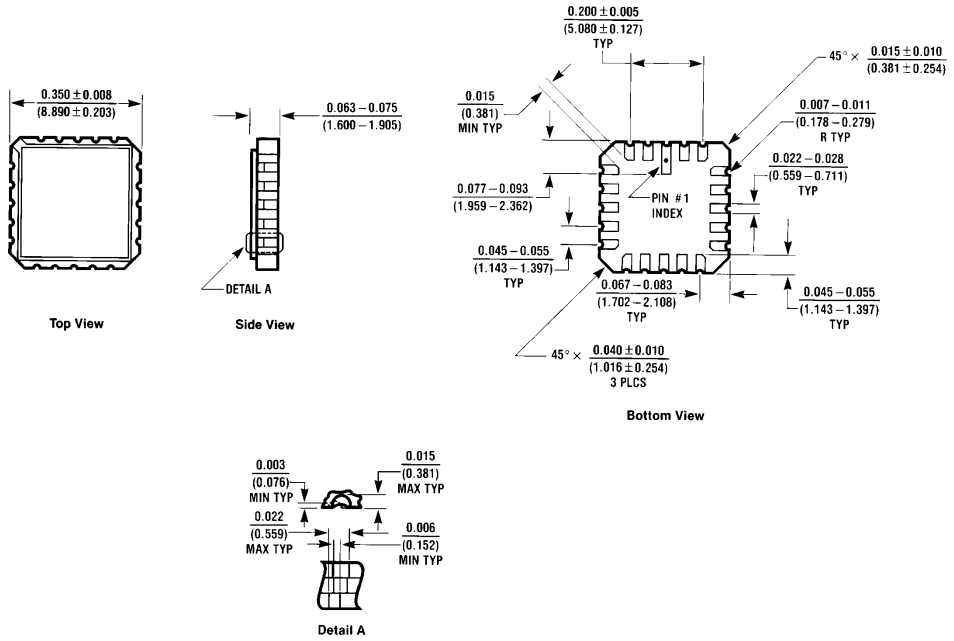

E20A (REV D)

20-Lead Ceramic Leadless Chip Carrier (L)
NS Package Number E20A

Physical Dimensions inches (millimeters) (Continued)

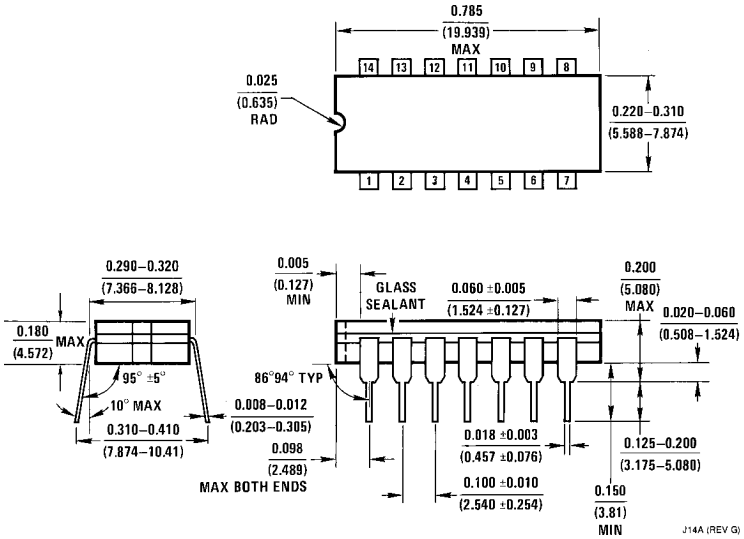

14-Lead Ceramic Dual-In-Line Package (D)
NS Package Number J14A

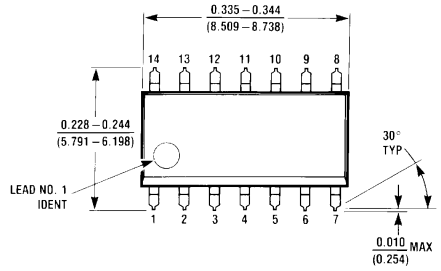

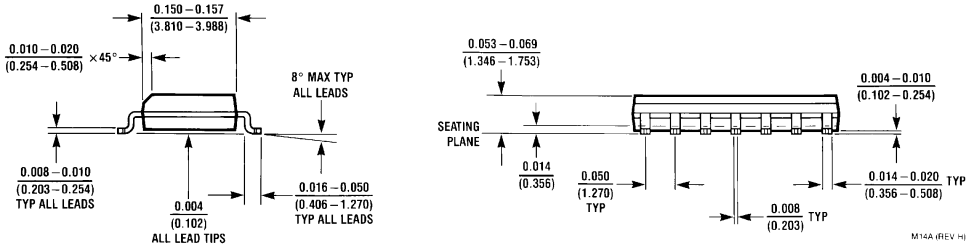

14-Lead (0.150″ Wide) Molded Small Outline Package, JEDEC (S)
NS Package Number M14A

Physical Dimensions inches (millimeters) (Continued)

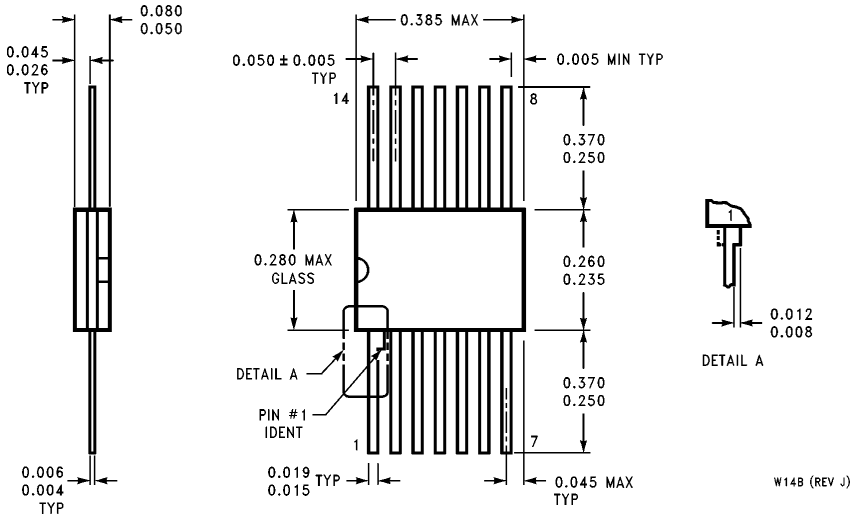

14-Lead Ceramic Flatpak (F)
NS Package Number W14B

LIFE SUPPORT POLICY

NATIONAL'S PRODUCTS ARE NOT AUTHORIZED FOR USE AS CRITICAL COMPONENTS IN LIFE SUPPORT DEVICES OR SYSTEMS WITHOUT THE EXPRESS WRITTEN APPROVAL OF THE PRESIDENT OF NATIONAL SEMICONDUCTOR CORPORATION. As used herein:

1. Life support devices or systems are devices or systems which, (a) are intended for surgical implant into the body, or (b) support or sustain life, and whose failure to perform, when properly used in accordance with instructions for use provided in the labeling, can be reasonably expected to result in a significant injury to the user.
2. A critical component is any component of a life support device or system whose failure to perform can be reasonably expected to cause the failure of the life support device or system, or to affect its safety or effectiveness.

National Semiconductor Corporation
1111 West Bardin Road
Arlington, TX 76017
Tel: 1(800) 272-9959
Fax: 1(800) 737-7018

National Semiconductor Europe
Fax: (+49) 0-180-530 85 86
Email: cnjwge@tevm2.nsc.com
Deutsch Tel: (+49) 0-180-530 85 85
English Tel: (+49) 0-180-532 78 32
Français Tel: (+49) 0-180-532 93 58
Italiano Tel: (+49) 0-180-534 16 80

National Semiconductor Hong Kong Ltd.
13th Floor, Straight Block,
Ocean Centre, 5 Canton Rd.
Tsimshatsui, Kowloon
Hong Kong
Tel: (852) 2737-1600
Fax: (852) 2736-9960

National Semiconductor Japan Ltd.
Tel: 81-043-299-2309
Fax: 81-043-299-2408

National does not assume any responsibility for use of any circuitry described, no circuit patent licenses are implied and National reserves the right at any time without notice to change said circuitry and specifications.

О компании

ООО "ТрейдЭлектроникс" - это оперативные поставки широкого спектра электронных компонентов отечественного и импортного производства напрямую от производителей и с крупнейших мировых складов. Реализуемая нашей компанией продукция насчитывает более полумиллиона наименований.

Благодаря этому наша компания предлагает к поставке практически не ограниченный ассортимент компонентов как оптовыми, мелкооптовыми партиями, так и в розницу.

Наличие собственной эффективной системы логистики обеспечивает надежную поставку продукции по конкурентным ценам в точно указанные сроки.

Срок поставки со стоков в **Европе и Америке – от 3 до 14 дней.**

Срок поставки из **Азии – от 10 дней.**

Благодаря развитой сети поставщиков, помогаем в поиске и приобретении экзотичных или снятых с производства компонентов.

Предоставляем спец цены на элементы для создания инженерных сэмплов.

Упорный труд, качественный результат дают нам право быть уверенными в себе и надежными для наших клиентов.

Наша компания это:

- Гарантия качества поставляемой продукции
- Широкий ассортимент
- Минимальные сроки поставок
- Техническая поддержка
- Подбор комплектации
- Индивидуальный подход
- Гибкое ценообразование

Наша организация особенно сильна в поставках модулей, микросхем, пассивных компонентов, ксайленсах (XC), EPF, EPM и силовой электроники.

Большой выбор предлагаемой продукции, различные виды оплаты и доставки, позволят Вам сэкономить время и получить максимум выгоды от сотрудничества с нами!

Trade Electronics.ru

гарантия бесперебойности производства и качества выпускаемой продукции

Перечень производителей, продукцию которых мы поставляем на российский рынок

AMD
ANALOG DEVICES
BOURNS
Coilcraft
élantec Semiconductor, Inc.
HARRIS
Infineon
JRC
MICREL
MOTOROLA
nichicon
PHILIPS
ROHM
SGS-THOMSON
Sipex
TAIYO YUDEN
TOKO
ZILOG
Winbond
Allegro
ATMEL
BURR - BROWN
EXAR
HITACHI
intel
Lattice
muRata
OKI
QUALCOMM
SAMSUNG
SHARP
SONY
TDK
TOSHIBA
KYOCERA
ALTERA
AVX
CITILYST
CYPRESS
FAIRCHILD SEMICONDUCTOR
HOLTEK
International IOR Rectifier
LINEAR TECHNOLOGY
MITSUBISHI
National Semiconductor
ON Semiconductor
REALTEK
SANYO
SHINDENGEN
SGS
TECCOR
TUNDRA
XILINX
Amphenol
Bay Linear
CIRRUS LOGIC
DALLAS
FUJITSU
IDT
intersil
MAXIM
molex
NEC
Panasonic
RENESAS
SII
SIEMENS
ST
Texas Instruments
VISHAY
ZETEX SEMICONDUCTORS

Trade Electronics.ru

гарантия бесперебойности производства и качества выпускаемой продукции

С удовольствием будем прорабатывать для Вас поставки всех необходимых компонентов по текущим запросам для скорейшего выявления групп элементов, по которым сотрудничество именно с нашей компанией будет для Вас максимально выгодным!

С уважением,

Менеджер отдела продаж ООО

«Трейд Электроникс»

Шишлаков Евгений

8 (495)668-30-28 доб 169

manager28@tradeelectronics.ru

http://www.tradeelectronics.ru/