

DESC APPROVED LOW DROPOUT NEGATIVE



Three Terminal, Fixed Voltage,
Low Dropout Negative Voltage Regulator
In Hermetic Packages

FEATURES

- Approved To DESC Standardized Military Drawings
- Low Dropout Voltage, 0.6 V @ $I_o = 1$ A
- Output Current in Excess of 1 A [LCC 20 (N2) package limited to 0.3A]
- Reverse Battery Protection
- Internal Short Circuit Protection
- Isolated and Non-Isolated Hermetic Package Types
- Output Voltages: - 5V, -5.2V, -12V, & -15V

13

DESCRIPTION

The OM2990 series of fixed voltage regulators are designed to provide up to 1.5A with high efficiency. It has the ability to source 1A of output current with a typical dropout voltage of 0.6V and a maximum of 1V over the entire operating temperature range. It is supplied in hermetic packages and is ideally suited for all applications where small size and high reliability are required.

ABSOLUTE MAXIMUM RATINGS, $T_c = 25^\circ\text{C}$

Input Voltage	-26 V to +0.3V
Output Voltage	-5V, -5.2 V, -12 V, -15 V dc
Operating Junction Temperature Range	- 55°C to + 125°C
Storage Temperature Range	- 65°C to + 150°C
Lead Temperature (Soldering 10 seconds)	300°C
Thermal Resistance: Junction to Case	
Case 2, LCC20	15.5°C/W
Case U&M, TO-257 (isolated) & SMD-3	3.8°C/W
Case T&N, TO-257 (non-isolated) & SMD-1	3.0°C/W
Case Y, TO-3	2.7°C/W
Maximum Output Current	
Case 2	0.3A
Case U&M	1.2A
Case T, N & Y	1.5A

APPROVED DESC DRAWING	OMNIREL P/N
5962-9571101MUA	OM2990 - 5 STM
5962-9571002MUA	OM2990 - 5.2 STM
5962-9571001MUA	OM2990 - 12 STM

ELECTRICAL CHARACTERISTICS, OM2990-5NK, NM, NT (-5 VOLTS)

Test Conditions are -55°C, T_a 125°C, V_{IN} = -10V, C_{OUT} = 47 μF (unless otherwise specified).

Parameter	Symbol	Test Conditions	Notes	Min.	Max.	Unit
Output Voltage	V _{OUT}	5 mA ≤ I _O ≤ 1.0 A	1	-5.10	-4.90	V
			2	-5.25	-4.75	
Quiescent Current	I _Q	I _O ≤ 1.0 A	1		5	mA
			2		12	
			1,2	I _I = 1.0 A, V _{IN} = -5 V	50	
Line Regulation	V _{RLN}	-6 V V _{IN} -26 V, I _{OUT} = 5 mA	1		±40	mV
			2		±50	
Load Regulation	V _{RLD}	50 mA I _{OUT} 1.0 A	1		±50	mV
			2		±100	
Dropout Voltage	V _{DO}	I _O = 0.1 A DV _O 100 mV	1		3	V
			2			
			1	I _O = 1.0 A DV _O 100 mV	1	
			2			
Output Noise Voltage	V _{ON}	I _O = 5 mA, 10 Hz - 100 kHz	3		750	μV
Short Circuit Current	I _{SC}	R _L = 1	1	1.5		A
			2	1.3		
Maximum Output Current	I _{MAX}		1	1.5		A
Ripple Rejection	R _R	V _{ripple} = 1 V _{rms} I _{OUT} = 5 mA, f = 1 kHz	1	50		dB

Notes: 1. T_a = 25°C.
2. Over full operating temperature range.
3. Guaranteed, not tested.

ELECTRICAL CHARACTERISTICS, OM2990-12NK, NM, NT (-12 VOLTS)

Test Conditions are -55°C, T_a 125°C, V_{IN} = -17V, C_{OUT} = 47 μF (unless otherwise specified).

Parameter	Symbol	Test Conditions	Notes	Min.	Max.	Unit
Output Voltage	V _{OUT}	5 mA ≤ I _O ≤ 1.0 A	1	-12.24	-11.76	V
			2	-12.60	-11.40	
Quiescent Current	I _Q	I _O ≤ 1.0 A	1		5	mA
			2		12	
			1,2	I _I = 1 A, V _{IN} = -12 V	50	
Line Regulation	V _{RLN}	-13 V V _{IN} -26 V, I _{OUT} = 5 mA	1		±65	mV
			2		±80	
Load Regulation	V _{RLD}	50 mA I _{OUT} 1.0 A	1		±80	mV
			2		±120	
Dropout Voltage	V _{DO}	I _O = 0.1 A DV _O 100 mV	1		3	V
			2			
			1	I _O = 1 A DV _O 100 mV	1	
			2			
Output Noise Voltage	V _{ON}	I _O = 5 mA, 10 Hz - 100 kHz	3		1500	μV
Short Circuit Current	I _{SC}	R _L = 1	1	.90		A
			2	.75		
Maximum Output Current	I _{MAX}		1	1.4		A
Ripple Rejection	R _R	V _{ripple} = 1 V _{rms} I _{OUT} = 5 mA, f = 1 kHz	1	42		dB

Notes: 1. T_a = 25°C.
2. Over full operating temperature range.
3. Guaranteed, not tested.
4. The short circuit current is less than the maximum output current due to internal foldback current limiting. The -5V and -5.2V versions do not reach the foldback current limit and therefore conducts a higher short

ELECTRICAL CHARACTERISTICS, OM2990-15NK, NM, NT (-15 VOLTS)

Test Conditions are -55°C, T_a 125°C, V_{IN} = -20V, C_{OUT} = 47 μF (unless otherwise specified).

Parameter	Symbol	Test Conditions	Notes	Min.	Max.	Unit
Output Voltage	V _{OUT}	5 mA ≤ I _O ≤ 1.0 A	1	-15.30	-14.70	V
			2	-15.75	-14.25	
Quiescent Current	I _Q	I _O ≤ 1.0 A	1		15	mA
			2		20	
			1,2	I _I = 1.0 A, V _{IN} = -15 V	50	
Line Regulation	V _{RLN}	-16 V V _{IN} -26 V, I _{OUT} = 5 mA	1		±75	mV
			2		±120	
Load Regulation	V _{RLD}	50 mA I _{OUT} 1.0 A	1		±120	mV
			2		±190	
Dropout Voltage	V _{DO}	I _O = 0.1 A DV _O 100 mV	1		3	V
			2			
			1	I _O = 1.0 A DV _O 100 mV	1	
			2			
Output Noise Voltage	V _{ON}	I _O = 5 mA, 10 Hz - 100 kHz	3		1800	μV
Short Circuit Current	I _{SC}	R _L = 1	1	.75		A
			2	.62		
Maximum Output Current	I _{MAX}		1	1.4		A
Ripple Rejection	R _R	V _{ripple} = 1 V _{rms} I _{OUT} = 5 mA, f = 1 kHz	1	42		dB

Notes: 1. T_a = 25°C.
2. Over full operating temperature range.
3. Guaranteed, not tested.
4. The short circuit current is less than the maximum output current due to internal foldback current limiting. The -5V and -5.2V versions do not reach the foldback current limit and therefore conducts a higher short circuit level.

ELECTRICAL CHARACTERISTICS, OM2990-5SM, ST (-5 VOLTS)

Test Conditions are -55°C, T_A 125°C, $V_{IN} = -10V$, $C_{OUT} = 47 \mu F$ (unless otherwise specified).

Parameter	Symbol	Test Conditions	Notes	Min.	Max.	Unit
Output Voltage	V_{OUT}	$5 \text{ mA} \leq I_O \leq 1.0 \text{ A}$	1 2	-5.10 -5.25	-4.90 -4.75	V
Quiescent Current	I_Q	$I_O \leq 1.0 \text{ A}$	1 2		5 12	mA
		$I_O = 1.0 \text{ A}$, $V_{IN} = -5 \text{ V}$	1,2		50	
Line Regulation	V_{RLN}	-6 V $V_{IN} = -26 \text{ V}$, $I_{OUT} = 5 \text{ mA}$	1 2		± 45 ± 55	mV
Load Regulation	V_{RLD}	50 mA $I_{OUT} = 1.0 \text{ A}$	1 2		± 70 ± 110	mV
Dropout Voltage	V_{DO}	$I_O = 0.1 \text{ A}$	1		3	V
		$DV_O = 100 \text{ mV}$	2			
		$I_O = 1.0 \text{ A}$	1		1	
		$DV_O = 100 \text{ mV}$	2			
Output Noise Voltage	V_{ON}	$I_O = 5 \text{ mA}$, 10 Hz - 100 kHz	3		750	μV
Short Circuit Current	I_{SC}	$R_L = 1$	1,2	1.27		A
Maximum Output Current	I_{MAX}		1	1.27		A
Ripple Rejection	R_R	$V_{ripple} = 1 \text{ V}_{rms}$ $I_{OUT} = 5 \text{ mA}$, $f = 1 \text{ kHz}$	1	50		dB
Notes: 1. $T_A = 25^\circ C$. 2. Over full operating temperature range. 3. Guaranteed, not tested.						

ELECTRICAL CHARACTERISTICS, OM2990-12SM, ST (-12 VOLTS)

Test Conditions are -55°C, T_A 125°C, $V_{IN} = -17V$, $C_{OUT} = 47 \mu F$ (unless otherwise specified).

Parameter	Symbol	Test Conditions	Notes	Min.	Max.	Unit
Output Voltage	V_{OUT}	$5 \text{ mA} \leq I_O \leq 1.0 \text{ A}$	1 2	-12.24 -12.60	-11.76 -11.40	V
Quiescent Current	I_Q	$I_O \leq 1.0 \text{ A}$	1 2		5 12	mA
		$I_O = 1 \text{ A}$, $V_{IN} = -12 \text{ V}$	1,2		50	
Line Regulation	V_{RLN}	-13 V $V_{IN} = -26 \text{ V}$, $I_{OUT} = 5 \text{ mA}$	1 2		± 65 ± 80	mV
Load Regulation	V_{RLD}	50 mA $I_{OUT} = 1.0 \text{ A}$	1 2		± 80 ± 120	mV
Dropout Voltage	V_{DO}	$I_O = 0.1 \text{ A}$	1		3	V
		$DV_O = 100 \text{ mV}$	2			
		$I_O = 1 \text{ A}$	1		1	
		$DV_O = 100 \text{ mV}$	2			
Output Noise Voltage	V_{ON}	$I_O = 5 \text{ mA}$, 10 Hz - 100 kHz	3		1500	μV
Short Circuit Current	I_{SC}	$R_L = 1$	1,2	.75		A
Maximum Output Current	I_{MAX}		1 4	1.18		A
Ripple Rejection	R_R	$V_{ripple} = 1 \text{ V}_{rms}$ $I_{OUT} = 5 \text{ mA}$, $f = 1 \text{ kHz}$	1	42		dB
Notes: 1. $T_A = 25^\circ C$. 2. Over full operating temperature range. 3. Guaranteed, not tested. 4. The short circuit current is less than the maximum output current due to internal foldback current limiting. The -5V and -5.2V versions do not reach the foldback current limit and therefore conducts a higher short circuit level.						

ELECTRICAL CHARACTERISTICS, OM2990-15SM, ST (-15 VOLTS)

Test Conditions are -55°C, T_A 125°C, $V_{IN} = -20V$, $C_{OUT} = 47 \mu F$ (unless otherwise specified).

Parameter	Symbol	Test Conditions	Notes	Min.	Max.	Unit
Output Voltage	V_{OUT}	$5 \text{ mA} \leq I_O \leq 1.0 \text{ A}$	1 2	-15.30 -15.75	-14.70 -14.25	V
Quiescent Current	I_Q	$I_O \leq 1.0 \text{ A}$	1 2		15 20	mA
		$I_O = 1.0 \text{ A}$, $V_{IN} = -15 \text{ V}$	1,2		50	
Line Regulation	V_{RLN}	-16 V $V_{IN} = -26 \text{ V}$, $I_{OUT} = 5 \text{ mA}$	1 2		± 75 ± 120	mV
Load Regulation	V_{RLD}	50 mA $I_{OUT} = 1.0 \text{ A}$	1 2		± 120 ± 190	mV
Dropout Voltage	V_{DO}	$I_O = 0.1 \text{ A}$	1		3	V
		$DV_O = 100 \text{ mV}$	2			
		$I_O = 1.0 \text{ A}$	1		1	
		$DV_O = 100 \text{ mV}$	2			
Output Noise Voltage	V_{ON}	$I_O = 5 \text{ mA}$, 10 Hz - 100 kHz	3		1800	μV
Short Circuit Current	I_{SC}	$R_L = 1$	1 2	.60 .50		A
Maximum Output Current	I_{MAX}		1 4	1.4		A
Ripple Rejection	R_R	$V_{ripple} = 1 \text{ V}_{rms}$ $I_{OUT} = 5 \text{ mA}$, $f = 1 \text{ kHz}$	1	42		dB
Notes: 1. $T_A = 25^\circ C$. 2. Over full operating temperature range. 3. Guaranteed, not tested. 4. The short circuit current is less than the maximum output current due to internal foldback current limiting. The -5V and -5.2V versions do not reach the foldback current limit and therefore conducts a higher short circuit level.						

ELECTRICAL CHARACTERISTICS, OM2990-5N2 (-5 VOLTS)

Test Conditions are -55°C T_A , 125°C, $V_{IN} = -10V$, $C_{OUT} = 47 \mu F$ (unless otherwise specified).

Parameter	Symbol	Test Conditions	Notes	Min.	Max.	Unit
Output Voltage	V_{OUT}	$5 \text{ mA} \leq I_L \leq 300 \text{ mA}$	1	-5.10	-4.90	V
			2	-5.25	-4.75	
Quiescent Current	I_Q	$I_L \leq 300 \text{ mA}$	1		7	m A
			2		14	
Line Regulation	V_{RLN}	$I_L = 300 \text{ mA}$, $V_{IN} = -5 \text{ V}$ $-6 \text{ V} \leq V_{IN} \leq -26 \text{ V}$, $I_{OUT} = 5 \text{ mA}$	1,2		55	m V
			1		± 45	
Load Regulation	V_{RLD}	$50 \text{ mA} \leq I_{OUT} \leq 300 \text{ mA}$	2		± 60	m V
			1		± 80	
Dropout Voltage	V_{DO}	$I_L = 100 \text{ mA}$ $DV_{IN} = 100 \text{ mV}$	1		3	V
			2			
Dropout Voltage	V_{DO}	$I_L = 300 \text{ mA}$ $DV_{IN} = 100 \text{ mV}$	1		1	
			2			
Output Noise Voltage	V_{ON}	$I_L = 5 \text{ mA}$, 10 Hz - 100 kHz	3		800	μV
Short Circuit Current	I_{SC}	$R_L = 1$	1	300		m A
			2	250		
Maximum Output Current	I_{MAX}		1	300		m A
Ripple Rejection	R_R	$V_{ripple} = 1 \text{ V}_{rms}$ $I_{OUT} = 5 \text{ mA}$, $f = 1 \text{ kHz}$	1	50		dB

Notes: 1. $T_A = 25^\circ C$.
2. Over full operating temperature range.
3. Guaranteed, not tested.

13

ELECTRICAL CHARACTERISTICS, OM2990-12N2 (-12 VOLTS)

Test Conditions are -55°C T_A , 125°C, $V_{IN} = -17V$, $C_{OUT} = 47 \mu F$ (unless otherwise specified).

Parameter	Symbol	Test Conditions	Notes	Min.	Max.	Unit
Output Voltage	V_{OUT}	$5 \text{ mA} \leq I_L \leq 300 \text{ mA}$	1	-12.24	-11.76	V
			2	-12.60	-11.40	
Quiescent Current	I_Q	$I_L \leq 300 \text{ mA}$	1		7	m A
			2		14	
Line Regulation	V_{RLN}	$I_L = 300 \text{ mA}$, $V_{IN} = -12 \text{ V}$ $-13 \text{ V} \leq V_{IN} \leq -26 \text{ V}$, $I_{OUT} = 5 \text{ mA}$	1,2		60	m V
			1		± 75	
Load Regulation	V_{RLD}	$50 \text{ mA} \leq I_{OUT} \leq 300 \text{ mA}$	2		± 110	m V
			1		± 120	
Dropout Voltage	V_{DO}	$I_L = 100 \text{ mA}$ $DV_{IN} = 100 \text{ mV}$	1		3	V
			2			
Dropout Voltage	V_{DO}	$I_L = 300 \text{ mA}$ $DV_{IN} = 100 \text{ mV}$	1		1	
			2			
Output Noise Voltage	V_{ON}	$I_L = 5 \text{ mA}$, 10 Hz - 100 kHz	3		1650	μV
Short Circuit Current	I_{SC}	$R_L = 1$	1	200		m A
			2	175		
Maximum Output Current	I_{MAX}		1	280		m A
Ripple Rejection	R_R	$V_{ripple} = 1 \text{ V}_{rms}$ $I_{OUT} = 5 \text{ mA}$, $f = 1 \text{ kHz}$	4			
			1	42		dB

Notes: 1. $T_A = 25^\circ C$.
2. Over full operating temperature range.
3. Guaranteed, not tested.
4. The short circuit current is less than the maximum output current due to internal foldback current limiting. The -9V and -5.2V versions do not reach the foldback current limit and therefore conducts a higher short circuit level.

ELECTRICAL CHARACTERISTICS, OM2990-15 N2 (-15 VOLTS)

Test Conditions are -55°C T_A , 125°C, $V_{IN} = -20V$, $C_{OUT} = 47 \mu F$ (unless otherwise specified).

Parameter	Symbol	Test Conditions	Notes	Min.	Max.	Unit
Output Voltage	V_{OUT}	$5 \text{ mA} \leq I_L \leq 300 \text{ mA}$	1	-15.30	-14.70	V
			2	-15.75	-14.25	
Quiescent Current	I_Q	$I_L \leq 300 \text{ mA}$	1		20	m A
			2		25	
Line Regulation	V_{RLN}	$I_L = 300 \text{ mA}$, $V_{IN} = -15 \text{ V}$ $-16 \text{ V} \leq V_{IN} \leq -26 \text{ V}$, $I_{OUT} = 5 \text{ mA}$	1,2		60	m V
			1		± 85	
Load Regulation	V_{RLD}	$50 \text{ mA} \leq I_{OUT} \leq 300 \text{ mA}$	2		± 130	m V
			1		± 135	
Dropout Voltage	V_{DO}	$I_L = 100 \text{ mA}$ $DV_{IN} = 100 \text{ mV}$	1		3	V
			2			
Dropout Voltage	V_{DO}	$I_L = 300 \text{ mA}$ $DV_{IN} = 100 \text{ mV}$	1		1	
			2			
Output Noise Voltage	V_{ON}	$I_L = 5 \text{ mA}$, 10 Hz - 100 kHz	3		1900	μV
Short Circuit Current	I_{SC}	$R_L = 1$	1	150		m A
			2	140		
Maximum Output Current	I_{MAX}		1	280		m A
Ripple Rejection	R_R	$V_{ripple} = 1 \text{ V}_{rms}$ $I_{OUT} = 5 \text{ mA}$, $f = 1 \text{ kHz}$	4			
			1	42		dB

Notes: 1. $T_A = 25^\circ C$.
2. Over full operating temperature range.
3. Guaranteed, not tested.
4. The short circuit current is less than the maximum output current due to internal foldback current limiting. The -9V and -5.2V versions do not reach the foldback current limit and therefore conducts a higher short circuit level.

ELECTRICAL CHARACTERISTICS, OM2990-5.2NK, NM, NT (-5.2 VOLTS)

Test Conditions are -55°C T_A , 125°C, $V_{IN} = -10.2V$, $C_{OUT} = 47 \mu F$ (unless otherwise specified).

Parameter	Symbol	Test Conditions	Notes	Min.	Max.	Unit
Output Voltage	V_{OUT}	$5 \text{ mA} \leq I_O \leq 1.0 \text{ A}$	1	-5.30	-5.10	V
			2	-5.46	-4.94	
Quiescent Current	I_Q	$I_O \leq 1.0 \text{ A}$	1		5	m A
			2		12	
			1,2		50	
Line Regulation	V_{RLN}	$-6.2 \text{ V} \leq V_{IN} \leq -26 \text{ V}$, $I_{OUT} = 5 \text{ mA}$	1		± 40	m V
			2		± 50	
Load Regulation	V_{RLD}	$50 \text{ mA} \leq I_{OUT} \leq 1.0 \text{ A}$	1		± 50	m V
Dropout Voltage	V_{DO}	$I_O = 0.1 \text{ A}$	1		3	V
			2			
			1		1	
			2			
Output Noise Voltage	V_{ON}	$I_O = 5 \text{ mA}$, 10 Hz - 100 kHz	3		750	μV
Short Circuit Current	I_{SC}	$R_L = 1$	1	1.5		A
			2	1.3		
Maximum Output Current	I_{MAX}		1	1.5		A
Ripple Rejection	R_R	$V_{ripple} = 1 \text{ V}_{rms}$, $I_{OUT} = 5 \text{ mA}$, $f = 1 \text{ kHz}$	1	50		dB

Notes: 1. $T_A = 25^\circ\text{C}$.
2. Over full operating temperature range.
3. Guaranteed, not tested.

ELECTRICAL CHARACTERISTICS, OM2990-5.2SM, ST (-5.2 VOLTS)

Test Conditions are -55°C T_A , 125°C, $V_{IN} = -10.2V$, $C_{OUT} = 47 \mu F$ (unless otherwise specified).

Parameter	Symbol	Test Conditions	Notes	Min.	Max.	Unit
Output Voltage	V_{OUT}	$5 \text{ mA} \leq I_O \leq 1.0 \text{ A}$	1	-5.30	-5.10	V
			2	-5.46	-4.94	
Quiescent Current	I_Q	$I_O \leq 1.0 \text{ A}$	1		5	m A
			2		12	
			1,2		50	
Line Regulation	V_{RLN}	$-6.2 \text{ V} \leq V_{IN} \leq -26 \text{ V}$, $I_{OUT} = 5 \text{ mA}$	1		± 45	m V
			2		± 55	
Load Regulation	V_{RLD}	$50 \text{ mA} \leq I_{OUT} \leq 1.0 \text{ A}$	1		± 70	m V
Dropout Voltage	V_{DO}	$I_O = 0.1 \text{ A}$	1		3	V
			2			
			1		1	
			2			
Output Noise Voltage	V_{ON}	$I_O = 5 \text{ mA}$, 10 Hz - 100 kHz	3		750	μV
Short Circuit Current	I_{SC}	$R_L = 1$	1,2	1.27		A
Maximum Output Current	I_{MAX}		1	1.27		A
Ripple Rejection	R_R	$V_{ripple} = 1 \text{ V}_{rms}$, $I_{OUT} = 5 \text{ mA}$, $f = 1 \text{ kHz}$	1	50		dB

Notes: 1. $T_A = 25^\circ\text{C}$.
2. Over full operating temperature range.
3. Guaranteed, not tested.

ELECTRICAL CHARACTERISTICS, OM2990-5.2N2 (-5.2 VOLTS)

Test Conditions are -55°C T_A , 125°C, $V_{IN} = -10.2V$, $C_{OUT} = 47 \mu F$ (unless otherwise specified).

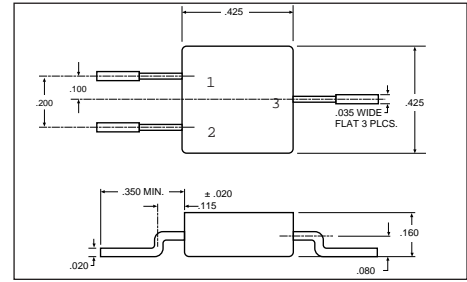
Parameter	Symbol	Test Conditions	Notes	Min.	Max.	Unit
Output Voltage	V_{OUT}	$5 \text{ mA} \leq I_O \leq 300 \text{ mA}$	1	-5.30	-5.10	V
			2	-5.46	-4.94	
Quiescent Current	I_Q	$I_O \leq 300 \text{ mA}$	1		7	m A
			2		14	
			1,2		55	
Line Regulation	V_{RLN}	$-6.2 \text{ V} \leq V_{IN} \leq -26 \text{ V}$, $I_{OUT} = 5 \text{ mA}$	1		± 45	m V
			2		± 60	
Load Regulation	V_{RLD}	$50 \text{ mA} \leq I_{OUT} \leq 300 \text{ mA}$	1		± 80	m V
Dropout Voltage	V_{DO}	$I_O = 100 \text{ mA}$	1		3	V
			2			
			1		1	
			2			
Output Noise Voltage	V_{ON}	$I_O = 5 \text{ mA}$, 10 Hz - 100 kHz	3		800	μV
Short Circuit Current	I_{SC}	$R_L = 1$	1	300		m A
			2	250		
Maximum Output Current	I_{MAX}		1	300		m A
Ripple Rejection	R_R	$V_{ripple} = 1 \text{ V}_{rms}$, $I_{OUT} = 5 \text{ mA}$, $f = 1 \text{ kHz}$	1	50		dB

Notes: 1. $T_A = 25^\circ\text{C}$.
2. Over full operating temperature range.
3. Guaranteed, not tested.

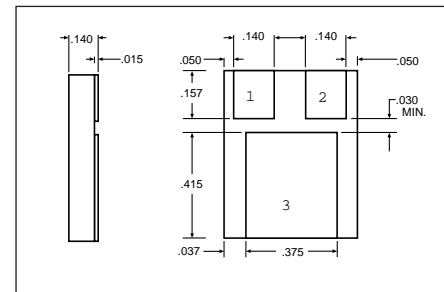


TO-257AA

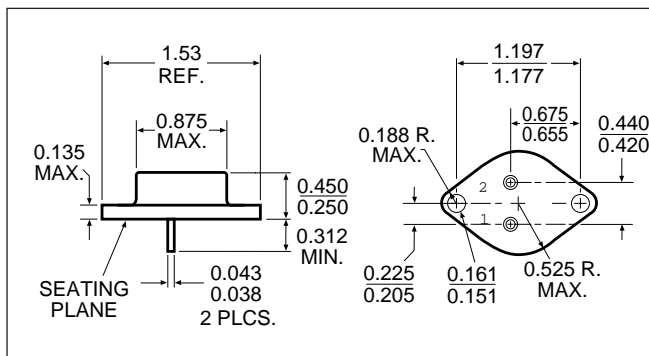
OM2990STM	OM2990NTM
Isolated	Non-Isolated
Front View	Front View
Pin 1 - Ground	Pin 1 - Ground
Pin 2 - Input	Pin 2 - Input
Pin 3 - Output	Pin 3 - Output
Tab - Isolated	Tab - Input



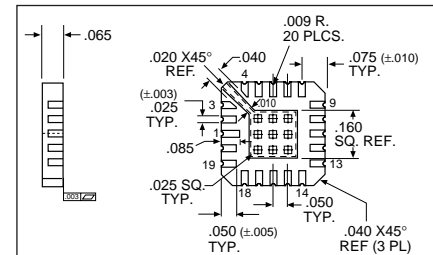
SMD-3 OM2990SMM
Front View
Pin 1 - Ground
Pin 2 - Output
Pin 3 - Input
Case - Isolated



SMD 1 OM2990NMM
"N" PACKAGE
Pin 1 - Ground
Pin 2 - Output
Pin 3 - Input



TO-204AA (TO-3) OM2990NKM
Pin 1 - Ground
Pin 2 - Output



LCC 20 OM2990N2M

Pin 1 NC	Pin 11 V _{OUT}
Pin 2 NC	Pin 12 V _{OUT}
Pin 3 NC	Pin 13 NC
Pin 4 NC	Pin 14 NC
Pin 5 NC	Pin 15 V _{IN}
Pin 6 Ground	Pin 16 V _{IN}
Pin 7 NC	Pin 17 V _{IN}
Pin 8 NC	Pin 18 NC
Pin 9 V _{OUT} (Sense)	Pin 19 NC

О компании

ООО "ТрейдЭлектроникс" - это оперативные поставки широкого спектра электронных компонентов отечественного и импортного производства напрямую от производителей и с крупнейших мировых складов. Реализуемая нашей компанией продукция насчитывает более полумиллиона наименований.

Благодаря этому наша компания предлагает к поставке практически не ограниченный ассортимент компонентов как оптовыми, мелкооптовыми партиями, так и в розницу.

Наличие собственной эффективной системы логистики обеспечивает надежную поставку продукции по конкурентным ценам в точно указанные сроки.

Срок поставки со стоков в **Европе и Америке – от 3 до 14 дней.**

Срок поставки из **Азии – от 10 дней.**

Благодаря развитой сети поставщиков, помогаем в поиске и приобретении экзотичных или снятых с производства компонентов.

Предоставляем спец цены на элементы для создания инженерных сэмплов.

Упорный труд, качественный результат дают нам право быть уверенными в себе и надежными для наших клиентов.

Наша компания это:

- Гарантия качества поставляемой продукции
- Широкий ассортимент
- Минимальные сроки поставок
- Техническая поддержка
- Подбор комплектации
- Индивидуальный подход
- Гибкое ценообразование

Наша организация особенно сильна в поставках модулей, микросхем, пассивных компонентов, ксайленсах (XC), EPF, EPM и силовой электроники.

Большой выбор предлагаемой продукции, различные виды оплаты и доставки, позволят Вам сэкономить время и получить максимум выгоды от сотрудничества с нами!

Перечень производителей, продукцию которых мы поставляем на российский рынок



С удовольствием будем прорабатывать для Вас поставки всех необходимых компонентов по текущим запросам для скорейшего выявления групп элементов, по которым сотрудничество именно с нашей компанией будет для Вас максимально выгодным!

С уважением,

Менеджер отдела продаж ООО

«Трейд Электроникс»

Шишлаков Евгений

8 (495)668-30-28 доб 169

manager28@tradeelectronics.ru

<http://www.tradeelectronics.ru/>