Power SMD LED in PLCC-2 Package

Description

The TLM.33.. series is an advanced modification of the Vishay TLM.31.. series. It is designed to incorporate larger chips, therefore, capable of withstanding a 50 mA drive current.

The package of the TLM.33.. is the PLCC-2 (equivalent to a size B tantalum capacitor).

It consists of a lead frame which is embedded in a white thermoplast. The reflector inside this package is filled up with clear epoxy.

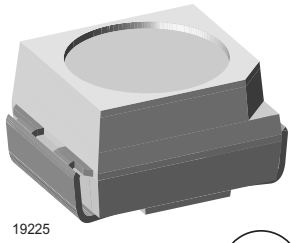

e3 Pb Pb-free

Features

- Utilizing (AS) AlInGaP technology
- Available in 8 mm tape
- Luninous intensity, color and forward voltage categorized per packing unit
- Luminous intensity ratio per packing unit $I_{Vmax}/I_{Vmin} \leq 1.6$
- Thermal resistance R = 400 K/W
- ESD class 2
- Suitable for all soldering methods according to CECC
- Lead-free device

Applications

Traffic Signals and Signs

Interior and exterior lighting

Dashboard illumination

Indicator and backlighting purposes for audio, video, LCD's switches, symbols, illuminated advertising etc.

Parts Table

Part	Color, Luminous Intensity	Angle of Half Intensity (±φ)	Technology
TLMK3300	Red, I_V > 200 mcd	60 °	AlInGaP on GaAs
TLMK3301	Red, I_V = (250 to 800) mcd	60 °	AlInGaP on GaAs
TLMK3302	Red, I_V = (400 to 800) mcd	60 °	AlInGaP on GaAs
TLMK3303	Red, I_V = (400 to 1250) mcd	60 °	AlInGaP on GaAs
TLMS3300	Red, I_V > 160 mcd	60 °	AlInGaP on GaAs
TLMS3301	Red, I_V = (160 to 400) mcd	60 °	AlInGaP on GaAs
TLMS3302	Red, I_V = (250 to 800) mcd	60 °	AlInGaP on GaAs
TLMO3300	Soft orange, I_V > 200 mcd	60 °	AlInGaP on GaAs
TLMO3301	Soft orange, I_V = (250 to 640) mcd	60 °	AlInGaP on GaAs
TLMO3302	Soft orange, I_V = (320 to 800) mcd	60 °	AlInGaP on GaAs

Part	Color, Luminous Intensity	Angle of Half Intensity (±φ)	Technology
TLMO3303	Soft orange, I_V = (400 to 1250) mcd	60 °	AlInGaP on GaAs
TLMY3300	Yellow, I_V > 200 mcd	60 °	AlInGaP on GaAs
TLMY3301	Yellow, I_V = (250 to 640) mcd	60 °	AlInGaP on GaAs
TLMY3302	Yellow, I_V = (320 to 800) mcd	60 °	AlInGaP on GaAs
TLMY3303	Yellow, I_V = (400 to 1250) mcd	60 °	AlInGaP on GaAs

Absolute Maximum Ratings

T_{amb} = 25 °C, unless otherwise specified
TLMY33.., TLMO33.., TLMK33.., TLMS33..

Parameter	Test condition	Symbol	Value	Unit
Reverse voltage		V_R	5	V
DC Forward current	$T_{amb} \leq$ 73 °C (400 K/W)	I_F	50	mA
Power dissipation	$T_{amb} \leq$ 73 °C (400 K/W)	P_V	130	mW
Junction temperature		T_j	125	°C
Operating temperature range		T_{amb}	- 40 to + 100	°C
Storage temperature range		T_{stg}	- 40 to + 100	°C
Soldering temperature	t ≤ 5 s	T_{sd}	260	°C
Thermal resistance junction/ ambient	mounted on PC board (pad size > 16 mm^2)	R_{thJA}	400	K/W

Optical and Electrical Characteristics

T_{amb} = 25 °C, unless otherwise specified

Red

TLMK33..

Parameter	Test condition	Part	Symbol	Min	Typ.	Max	Unit
Luminous intensity	I_F = 50 mA	TLMK3300	I_V	200	500		mcd
		TLMK3301	I_V	250		800	mcd
		TLMK3302	I_V	400		800	mcd
		TLMK3303	I_V	400		1250	mcd
Luminous flux/Luminous intensity			ϕ_V/I_V		3		mlm/ mcd
Dominant wavelength	I_F = 50 mA		λ_d	611	617	622	nm
Peak wavelength	I_F = 50 mA		λ_p		624		nm
Spectral bandwidth at 50 % $I_{rel\ max}$	I_F = 50 mA		$\Delta\lambda$		18		nm
Angle of half intensity	I_F = 50 mA		φ		± 60		deg
Forward voltage	I_F = 50 mA		V_F	1.85	2.1	2.55	V
Reverse current	V_R = 5 V		V_R		0.01	10	µA

Red

TLMS33..

Parameter	Test condition	Part	Symbol	Min	Typ.	Max	Unit
Luminous intensity	I_F = 50 mA	TLMS3300	I_V	160	300		mcd
		TLMS3301	I_V	160		400	mcd
		TLMS3302	I_V	250		800	mcd
Luminous flux/Luminous intensity			ϕ_V/I_V		3		mlm/ mcd
Dominant wavelength	I_F = 50 mA		λ_d	626	630	638	nm
Peak wavelength	I_F = 50 mA		λ_p		641		nm
Spectral bandwidth at 50 % $I_{rel\ max}$	I_F = 50 mA		$\Delta\lambda$		17		nm
Angle of half intensity	I_F = 50 mA		φ		± 60		deg
Forward voltage	I_F = 50 mA		V_F	1.85	2.1	2.55	V
Reverse current	V_R = 5 V		V_R		0.01	10	µA

Soft Orange

TLMO33..

Parameter	Test condition	Part	Symbol	Min	Typ.	Max	Unit
Luminous intensity	I_F = 50 mA	TLMO3300	I_V	200	500		mcd
		TLMO3301	I_V	250		640	mcd
		TLMO3302	I_V	320		800	mcd
		TLMO3303	I_V	400		1250	mcd
Luminous flux/Luminous intensity			ϕ_V/I_V		3		mlm/ mcd
Dominant wavelength	I_F = 50 mA		λ_d	600	605	611	nm
Peak wavelength	I_F = 50 mA		λ_p		611		nm
Spectral bandwidth at 50 % $I_{rel\ max}$	I_F = 50 mA		$\Delta\lambda$		17		nm
Angle of half intensity	I_F = 50 mA		φ		± 60		deg
Forward voltage	I_F = 50 mA		V_F	1.85	2.1	2.55	V
Reverse current	V_R = 5 V		V_R		0.01	10	µA

Yellow

TLMY33..

Parameter	Test condition	Part	Symbol	Min	Typ.	Max	Unit
Luminous intensity	I_F = 50 mA	TLMY3300	I_V	200	450		mcd
		TLMY3301	I_V	250		640	mcd
		TLMY3302	I_V	320		800	mcd
		TLMY3303	I_V	400		1250	mcd
Luminous flux/Luminous intensity			ϕ_V/I_V		3		mlm/ mcd
Dominant wavelength	I_F = 50 mA		λ_d	583	588	594	nm
Peak wavelength	I_F = 50 mA		λ_p		590		nm
Spectral bandwidth at 50 % $I_{rel\ max}$	I_F = 50 mA		$\Delta\lambda$		18		nm
Angle of half intensity	I_F = 50 mA		φ		± 60		deg
Forward voltage	I_F = 50 mA		V_F	1.85	2.1	2.55	V
Reverse current	V_R = 5 V		V_R		0.01	10	µA

Forward Voltage Classification

Group	Forward Voltage (V)	
	min	max
1	1.85	2.25
2	2.15	2.55

Color Classification

Group	Dominant Wavelength (nm)					
	Red		Soft Orange		Yellow	
	min	max	min	max	min	max
1	611	618	598	601	581	584
2	614	622	600	603	583	586
3			602	605	585	588
4			604	607	587	590
5			606	609	589	592
6			608	611	591	594

Luminous Intensity Classification

Group	Luminous Intensity (mcd)	
	min	max
Xa	160	250
Xb	200	320
Ya	250	400
Yb	320	500
Za	400	630
Zb	500	800
0a	630	1000
0b	800	1250

Group Name on Label

Luminous Intensity Group	Halfgroup	Wavelength	Forward Voltage
Z	b	2	1

One packing unit/tape contains only one classification group of luminous intensity, color and forward voltage

Only one single classification groups is not available

The given groups are not order codes, customer specific group combinations require marketing agreement

No color subgrouping for Super Red

Typical Characteristics (T_{amb} = 25 °C unless otherwise specified)

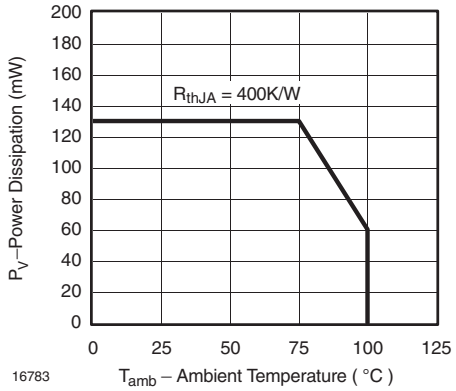

Figure 1. Power Dissipation vs. Ambient Temperature

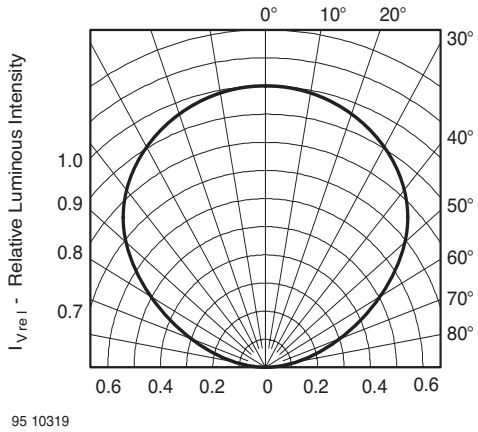

Figure 3. Rel. Luminous Intensity vs. Angular Displacement

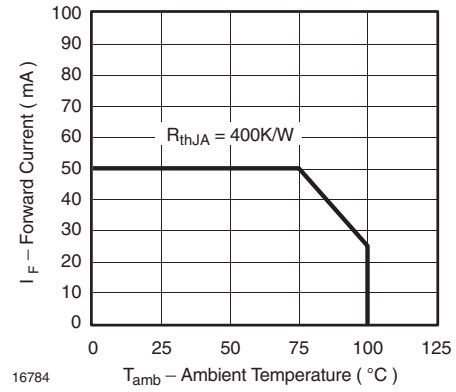

Figure 2. Forward Current vs. Ambient Temperature

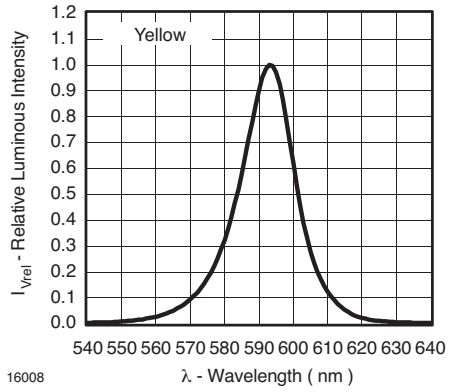

Figure 4. Relative Intensity vs. Wavelength

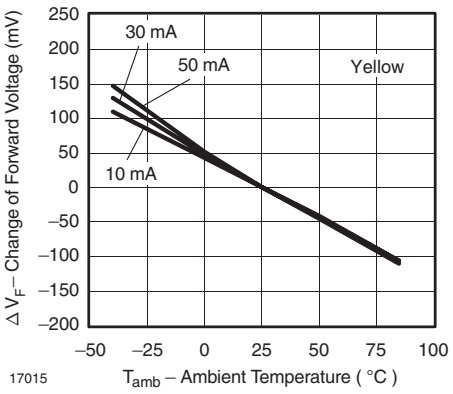

Figure 5. Change of Forward Voltage vs. Ambient Temperature

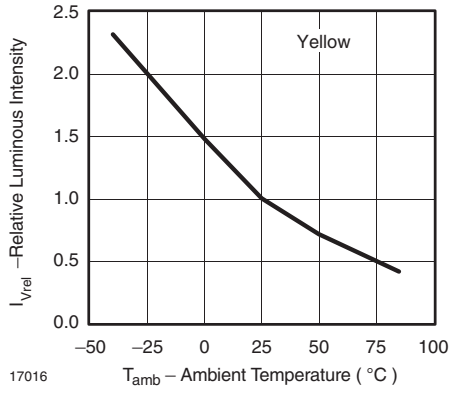

Figure 6. Relative Luminous Intensity vs. Amb. Temperature

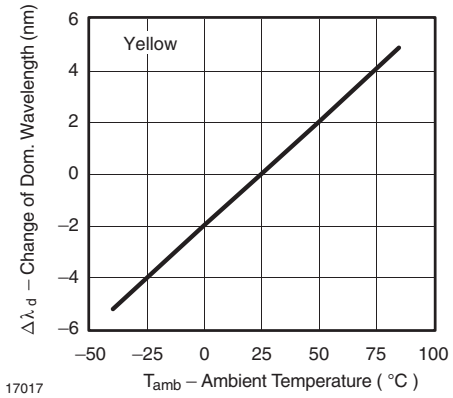

Figure 7. Change of Dominant Wavelength vs. Ambient Temperature

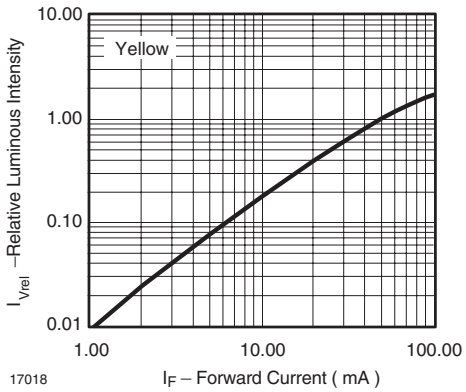

Figure 8. Relative Luminous Intensity vs. Forward Current

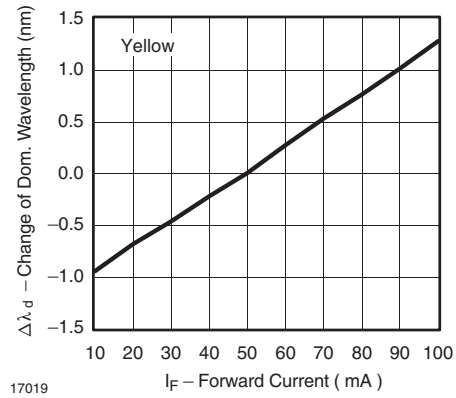

Figure 9. Change of Dominant Wavelength vs. Forward Current

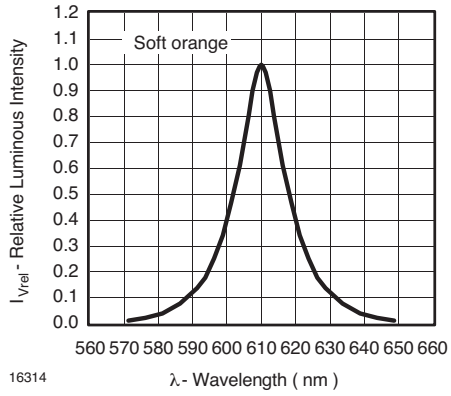

Figure 10. Relative Intensity vs. Wavelength

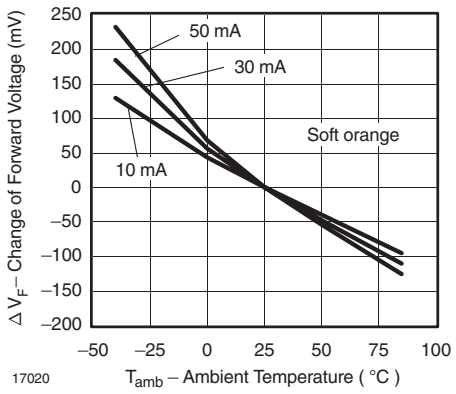

Figure 11. Change of Forward Voltage vs. Ambient Temperature

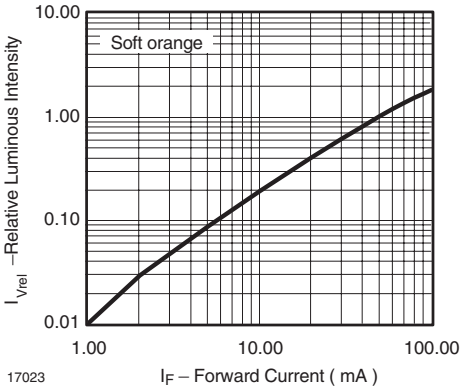

Figure 14. Relative Luminous Intensity vs. Forward Current

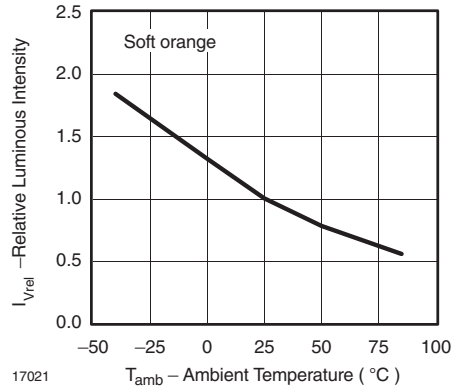

Figure 12. Relative Luminous Intensity vs. Amb. Temperature

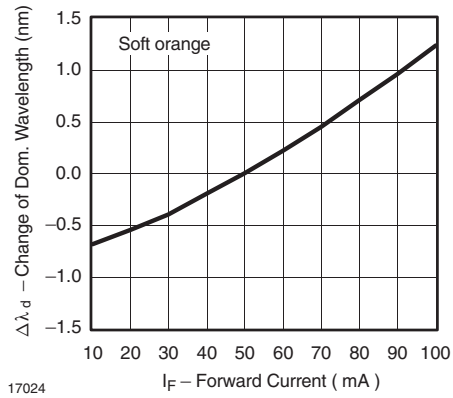

Figure 15. Change of Dominant Wavelength vs. Forward Current

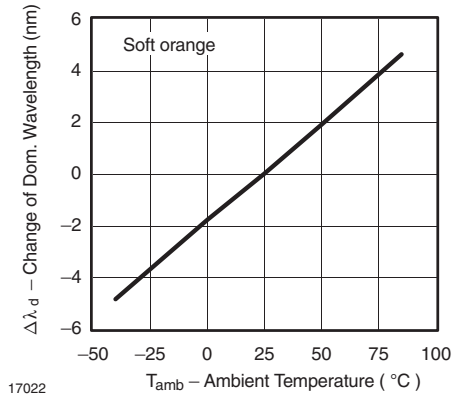

Figure 13. Change of Dominant Wavelength vs. Ambient Temperature

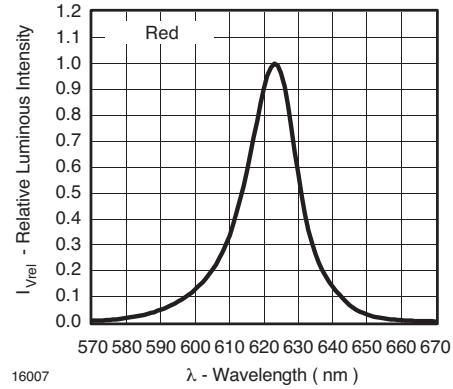

Figure 16. Relative Intensity vs. Wavelength

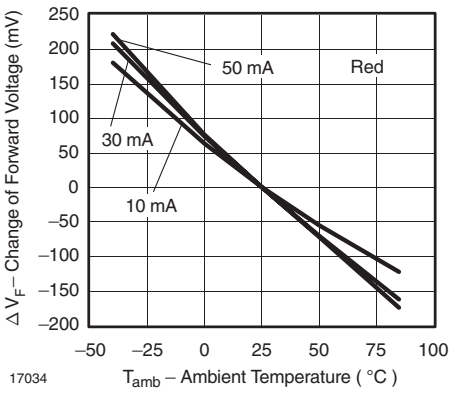

Figure 17. Change of Forward Voltage vs. Ambient Temperature

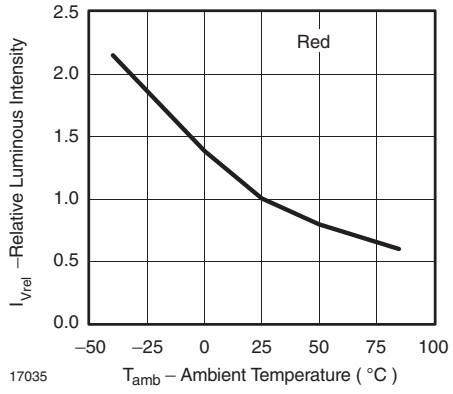

Figure 18. Relative Luminous Intensity vs. Amb. Temperature

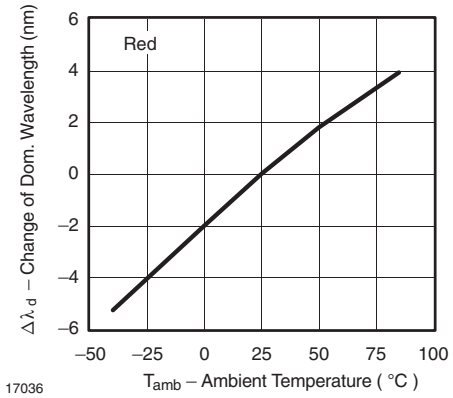

Figure 19. Change of Dominant Wavelength vs. Ambient Temperature

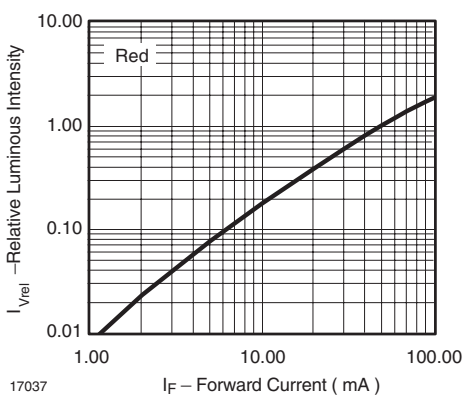

Figure 20. Relative Luminous Intensity vs. Forward Current

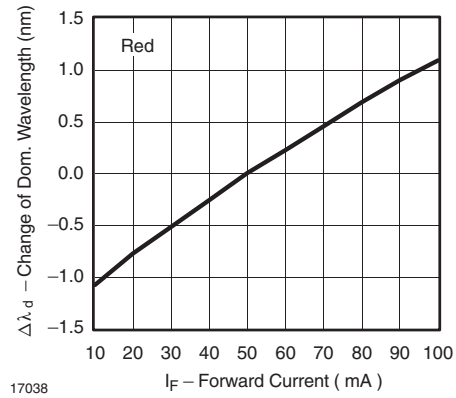

Figure 21. Change of Dominant Wavelength vs. Forward Current

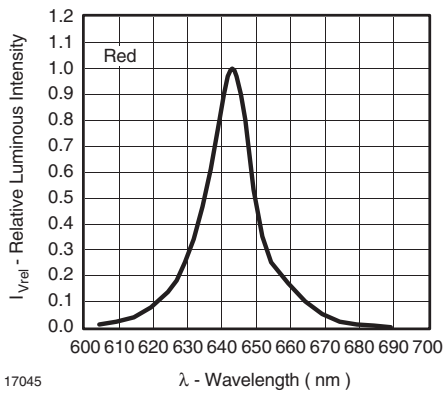

Figure 22. Relative Intensity vs. Wavelength

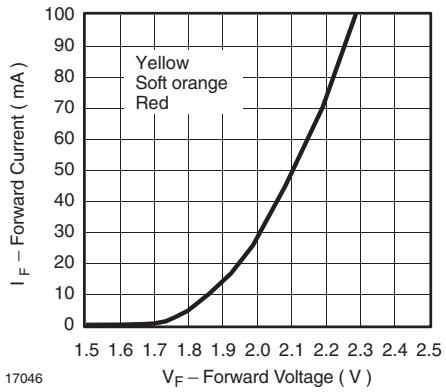

Figure 23. Forward Current vs. Forward Voltage

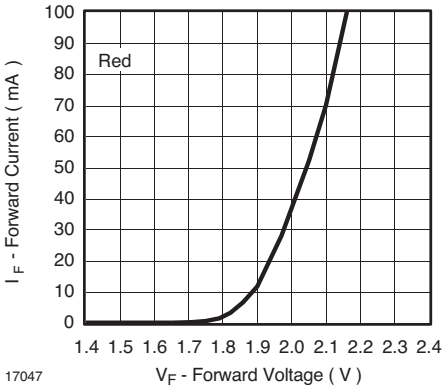

Figure 24. Forward Current vs. Forward Voltage

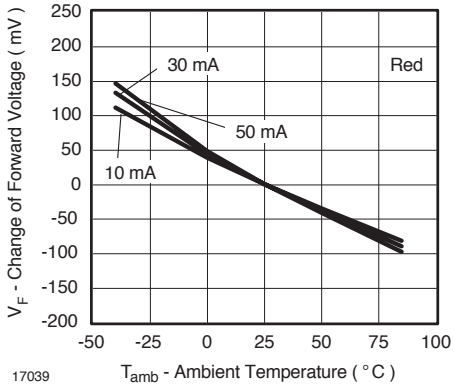

Figure 25. Change of Forward Voltage vs. Ambient Temperature

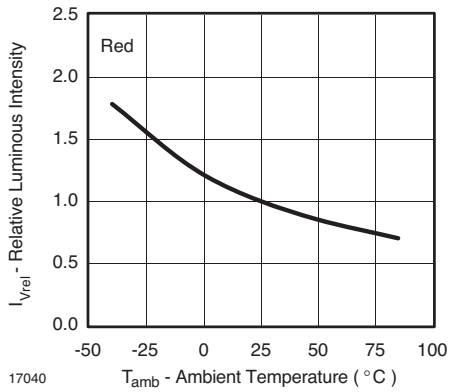

Figure 26. Relative Luminous Intensity vs. Amb. Temperature

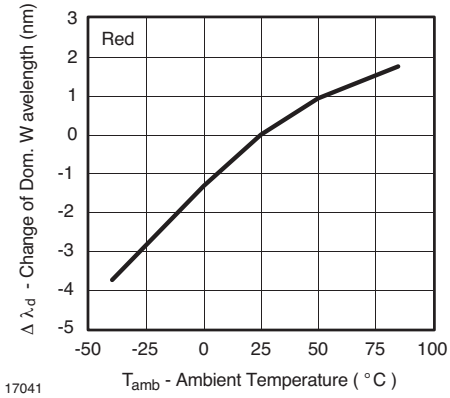

Figure 27. Change of Dominant Wavelength vs. Ambient Temperature

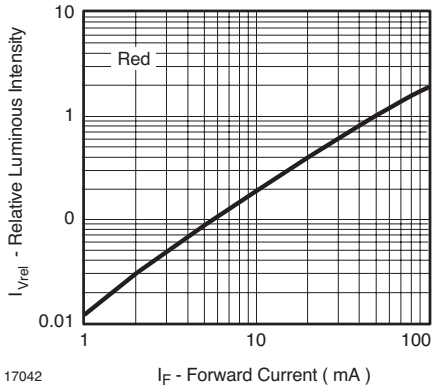

Figure 28. Relative Luminous Intensity vs. Forward Current

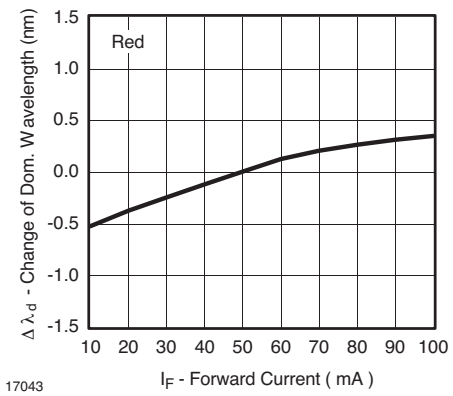

Figure 29. Change of Dominant Wavelength vs. Forward Current

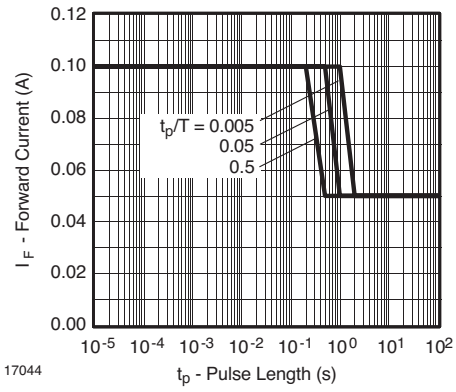

Figure 30. Forward Current vs. Pulse Length

Package Dimensions in mm

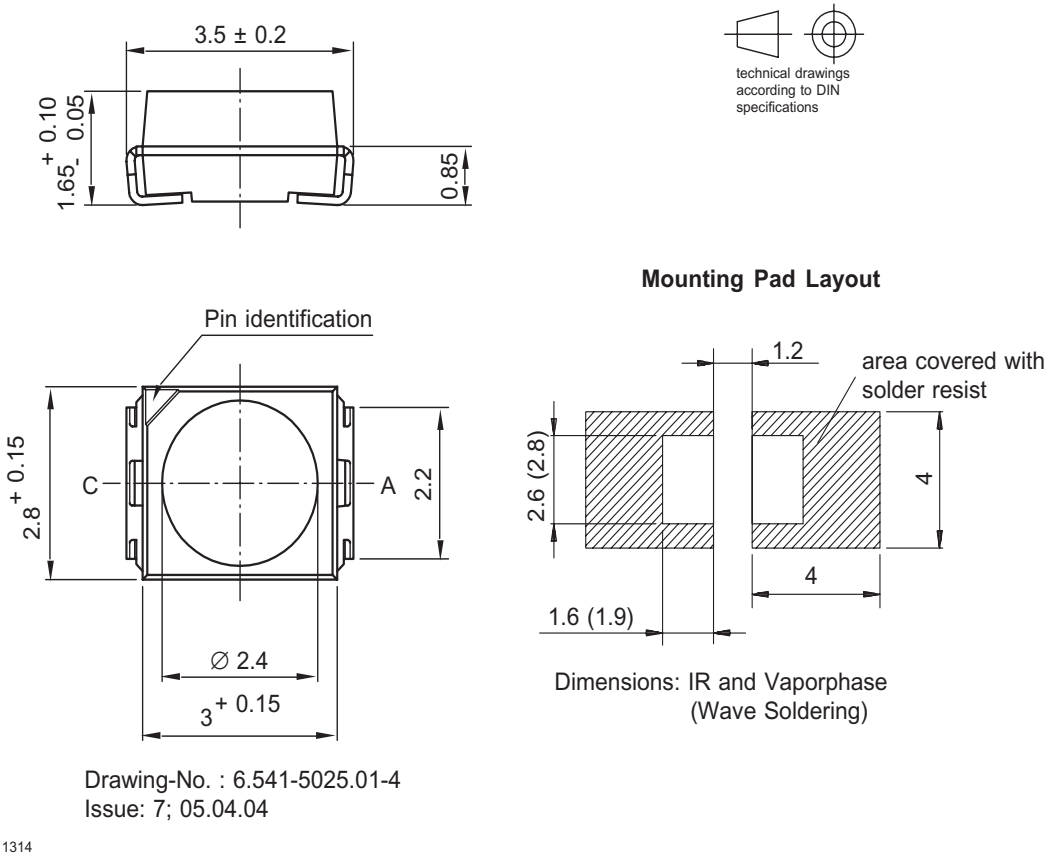

Ozone Depleting Substances Policy Statement

It is the policy of **Vishay Semiconductor GmbH** to

1. Meet all present and future national and international statutory requirements.
2. Regularly and continuously improve the performance of our products, processes, distribution and operatingsystems with respect to their impact on the health and safety of our employees and the public, as well as their impact on the environment.

It is particular concern to control or eliminate releases of those substances into the atmosphere which are known as ozone depleting substances (ODSs).

The Montreal Protocol (1987) and its London Amendments (1990) intend to severely restrict the use of ODSs and forbid their use within the next ten years. Various national and international initiatives are pressing for an earlier ban on these substances.

Vishay Semiconductor GmbH has been able to use its policy of continuous improvements to eliminate the use of ODSs listed in the following documents.

1. Annex A, B and list of transitional substances of the Montreal Protocol and the London Amendments respectively
2. Class I and II ozone depleting substances in the Clean Air Act Amendments of 1990 by the Environmental Protection Agency (EPA) in the USA
3. Council Decision 88/540/EEC and 91/690/EEC Annex A, B and C (transitional substances) respectively.

Vishay Semiconductor GmbH can certify that our semiconductors are not manufactured with ozone depleting substances and do not contain such substances.

We reserve the right to make changes to improve technical design and may do so without further notice.

Parameters can vary in different applications. All operating parameters must be validated for each customer application by the customer. Should the buyer use Vishay Semiconductors products for any unintended or unauthorized application, the buyer shall indemnify Vishay Semiconductors against all claims, costs, damages, and expenses, arising out of, directly or indirectly, any claim of personal damage, injury or death associated with such unintended or unauthorized use.

Vishay Semiconductor GmbH, P.O.B. 3535, D-74025 Heilbronn, Germany
Telephone: 49 (0)7131 67 2831, Fax number: 49 (0)7131 67 2423

О компании

ООО "ТрейдЭлектроникс" - это оперативные поставки широкого спектра электронных компонентов отечественного и импортного производства напрямую от производителей и с крупнейших мировых складов. Реализуемая нашей компанией продукция насчитывает более полумиллиона наименований.

Благодаря этому наша компания предлагает к поставке практически не ограниченный ассортимент компонентов как оптовыми, мелкооптовыми партиями, так и в розницу.

Наличие собственной эффективной системы логистики обеспечивает надежную поставку продукции по конкурентным ценам в точно указанные сроки.

Срок поставки со стоков в **Европе и Америке – от 3 до 14 дней.**

Срок поставки из **Азии – от 10 дней.**

Благодаря развитой сети поставщиков, помогаем в поиске и приобретении экзотичных или снятых с производства компонентов.

Предоставляем спец цены на элементы для создания инженерных сэмплов.

Упорный труд, качественный результат дают нам право быть уверенными в себе и надежными для наших клиентов.

Наша компания это:

- Гарантия качества поставляемой продукции
- Широкий ассортимент
- Минимальные сроки поставок
- Техническая поддержка
- Подбор комплектации
- Индивидуальный подход
- Гибкое ценообразование

Наша организация особенно сильна в поставках модулей, микросхем, пассивных компонентов, ксайленсах (XC), EPF, EPM и силовой электроники.

Большой выбор предлагаемой продукции, различные виды оплаты и доставки, позволят Вам сэкономить время и получить максимум выгоды от сотрудничества с нами!

Trade Electronics.ru

гарантия бесперебойности производства и качества выпускаемой продукции

Перечень производителей, продукцию которых мы поставляем на российский рынок

AMD
ANALOG DEVICES
BOURNS
Coilcraft
élantec Semiconductor, Inc.
HARRIS
Infineon
JRC
MICREL
MOTOROLA
nichicon
PHILIPS
ROHM
SGS-THOMSON
Sipex
TAIYO YUDEN
TOKO
ZILOG
Winbond
Allegro
ATMEL
BURR - BROWN
EXAR
HITACHI
intel
Lattice
muRata
OKI
QUALCOMM
SAMSUNG
SHARP
SONY
TDK
TOSHIBA
KYOCERA
ALTERA
AVX
CITILYST
CYPRESS
FAIRCHILD SEMICONDUCTOR
HOLTEK
International IOR Rectifier
LINEAR TECHNOLOGY
MITSUBISHI
National Semiconductor
ON Semiconductor
REALTEK
SANYO
SHINDENGEN
SGS
TECCOR
TUNDRA
XILINX
Amphenol
Bay Linear
CIRRUS LOGIC
DALLAS
FUJITSU
IDT
intersil
MAXIM
molex
NEC
Panasonic
RENESAS
SII
SIEMENS
ST
Texas Instruments
VISHAY
ZETEX SEMICONDUCTORS

Trade Electronics.ru

гарантия бесперебойности производства и качества выпускаемой продукции

С удовольствием будем прорабатывать для Вас поставки всех необходимых компонентов по текущим запросам для скорейшего выявления групп элементов, по которым сотрудничество именно с нашей компанией будет для Вас максимально выгодным!

С уважением,

Менеджер отдела продаж ООО

«Трейд Электроникс»

Шишлаков Евгений

8 (495)668-30-28 доб 169

manager28@tradeelectronics.ru

http://www.tradeelectronics.ru/